



Cardinal Reports Catalog
Project Accounting

VIRGINIA DEPARTMENT OF ACCOUNTS

Revised 2/21/2024



Table of Contents

Training Materials and Resources	5
Project Accounting.....	6
Project Accounting Inquiries	7
Employee Costs by Activity Inquiry	8
Employee Costs by Project Inquiry.....	10
Flexible Analysis Template.....	12
Flexible Analysis Inquiry	13
Invoices by Activity Inquiry	16
Journal Entries by Activity Inquiry.....	18
Manager Transaction Review Inquiry	20
My Contracts Inquiry.....	24
My Projects Inquiry	26
Projects Reconciliation Workbench Inquiry	29
Purchase Orders by Activity Inquiry	31
Review Accounting History Inquiry	33
Review and Manage Limits Inquiry.....	35
Review Billing - As Incurred Inquiry.....	36
Review Billing – Events Inquiry	38
Review Billing – Plans/History Inquiry	39
Review Contract Information – Amendments Inquiry	43
Review Contract Information – Notes Inquiry	45
Review Contract Information – Projects/Activities Inquiry	47
Review Contract Summary Inquiry	51
Review Revenue - As Incurred Inquiry	53
Review Revenue - As Incurred Journal Accounting Lines Inquiry.....	54
Review Revenue – Events Inquiry.....	56
Review Revenue - Fixed Amount Accounting Lines Inquiry.....	57
Review Revenue – History Inquiry	59
Review Revenue – Plans Inquiry.....	61
Transactions In Progress Inquiry.....	63
Vouchers by Activity Inquiry	65
Project Accounting Queries	67
Allowable Unallowable Accounts Query (V_PA_PROJ_EXPENDITURE_ACCTS)	68
Bill History by Contract Query (V_PA_BILL_HIST_CONTRACT)	69
Billing Adjustment Validation Query (V_PA_BILLING_ADJUSTMENTS)	69



Billing Adjustment Validation Query (V_PA_BILLING_ADJUSTMENTS)	72
Billing Interface Errors Query (V_PA_BILL_INTFC_ERROR_COA)	74
Billing Worksheet Lines to Defer Query (V_PA_BI_WRKSHT_LINES_TO_DEFER)	76
Contract Information Query (V_PA_CONTRACT_INFO)	77
Contract Limit Exception Detail Query (V_PA_CNTRCT_LMT_EXCPTN_DTL).....	79
Contract Project/Activities Combination Query (V_PA_CONTRACT_PROJ_ACT_COMBO).....	80
Contract with No Billing Query (V_PA_CA_NO_BI)	81
Contracts on Billing Hold Query (V_PA_CA_BI_HOLD)	82
Contracts with Split AC Query (V_PA_CONTRACTS_WITH_AC_SPLIT).....	83
Customer Contract Products Query (V_PA_CUST_CONTRACT_PRODUCTS)	84
Detail Project Expenditures Query (V_PA_PRJ_EXPEND_DTL)	85
Distribution Codes Query (V_PA_DISTRBUTION_CODES)	86
Expenditure and Billing Data for Bill Adjustment Query (V_PA_BI_ADJUST_LTD_DATA)	87
Federal Billings by Project Category Query (V_PA_FED_BIL_BY_PROJ_CATEGORY).....	88
Federal Contracts with No Project Query (V_PA_CONTR_NO_PRJ).....	89
Federal Expenditure Reclass Report Query (V_PA_FED_EXP_RECLASS)	90
Federal Lands on TMP Bill Query (V_PA_FEDERAL_LANDS_ON_TMP_BILL).....	91
Federal Subrecipient Monitor Query (V_PA_SUB_RECIP_MONITOR).....	92
Project Expenditures and Transfers Query (V_PA_PROJ_EXP_AND_TRANSFERS).....	93
Project Expenditures by Fund Query (V_PA_PROJ_EXPENDITURE_BY_FUND)	94
Project Expense by Report Category Query (V_PA_PROJ_BY_PROJ_CATEGORY_SUM).....	95
Project Payroll Expenditures Query (V_PA_PROJ_PAYROLL_EXPENDITURES).....	96
Project Phase Closing Query (V_PA_PHASE_CLOSING)	97
SEFA Federal Query (V_PA_SEFA_FED)	98
Summary of Federal Bill Lines Query (V_PA_FED_SUM_BILL_LINES)	99
Validate Federal Bill Lines Query (V_PA_FED_BILL_VALIDATE).....	100
Project Accounting Reports	101
Contracts Billing Management Report	102
Contracts Prepaid Management Report (RPA149) –BI Publisher Report	104
Disaster Report (RPA109).....	106
Expenditures Allocations Report (RPA091).....	110
Federal Accrued Unbilled Cost by Type of Exception Report (VPAR113)	113
Federal Contract Status Report (RPA119)	116
Financial Summary by Program Report (RPA096).....	118
Funding Source Report (RPA150).....	120
Limit Amount Report –BI Publisher Report.....	124



Prepaid Report (RPA149).....	126
Project Expenditure by Activity Group Report (RPA100)	128
Project Expenditure by Employee Report (RPA090).....	130
Project Expenditures by Location Report (RPA093)	133
Project Overview Report (VPAR0094)	135
Revenue Management Report	137
Summary of Financial Activity by Project or Contract (RPA105).....	139
Transaction Relationship Report (RPA145)	142
Project Accounting nVision Reports	144
Financial Summary - Project Expenditure by Account Report (VPAR106b - nVision).....	145
Financial Summary - Project Expenditure by Activity Report (VPAR106a - nVision)	146



Training Materials and Resources

After reviewing this Reports Catalog, if any additional information or guidance is needed, please refer to the following:

- **Cardinal NAV220 Introduction to Cardinal Financial Reporting:** This Web-Based Training (WBT) course provides training, demonstrations, and exercises that cover the fundamentals of how to run or access financial reports and queries. Additionally, it covers how to perform inquiries on financial data. The course provides:
 - Key concepts in Cardinal reporting
 - Information and an interactive demonstration on how to run FIN reports using different Reporting Options
 - Information and an interactive demonstration on how to retrieve existing Batch Generated FIN Reports
 - Information on how to add FIN reports to your Favorites folder
 - Information on how to perform an inquiry on financial data
 - Information and an interactive demonstration on how to navigate to the Query Viewer, search for run a FIN query, and download the query results
 - Information on how to add HCM queries to your Favorites folder

Note: This WBT Course is located on the Cardinal website and can be accessed by following this path:

Learning > Web-Based Training (FIN) > NAV220: Introduction to Cardinal Financial Reporting



Project Accounting

<This page is intended to be blank>



Project Accounting Inquiries

<This page is intended to be blank>



Employee Costs by Activity Inquiry

REVISED: 03/02/2017

DESCRIPTION:

This inquiry is used to review employee time and costs by activity.

NAVIGATION PATH:

Main Menu > Project Costing > Review Costs > Accumulated Costs > Employee Costs by Activity

INPUT / SEARCH CRITERIA:

- Business Unit
- Project
- Activity
- WBS ID
- Project Description
- Activity Description
- Activity Type
- Status as of Effective Date
- Activity Owner
- New Milestone

OUTPUT FORMAT:

Online

Screenshot of the Employee Costs by Activity Inquiry - Search Page

[Favorites](#) > [Main Menu](#) > [Project Costing](#) > [Review Costs](#) > [Accumulated Costs](#) > [Employee Costs by Activity](#)

Employee Costs by Activity

Enter any information you have and click Search. Leave fields blank for a list of all values.

Search Criteria

Business Unit =
 Project begins with
 Activity begins with
 WBS ID begins with
 Project Description begins with
 Activity Description begins with
 Activity Type begins with
 Status as of Effective Date =
 Activity Owner begins with
 New Milestone =

Case Sensitive

Limit the number of results to (up to 300):

[Basic Search](#)

Search Results

View All First 1-100 of 289 Last

Business Unit	Project	Row Number	WBS ID	Activity	Project Description	Activity Description	Activity Type	Status as of Effective Date	Activity Owner	New Milestone
50100	0000095952	3	1.1.1	602	0029-071-681,P101,R201,C501	PE/Constr - Constr on PE Job	9101	Inactive	(blank)	(blank)
50100	0000095952	4	1.1.2	606	0029-071-681,P101,R201,C501	Advanced R/W Prior to Acq.	9101	Inactive	(blank)	(blank)
50100	0000095952	5	1.1.3	607	0029-071-681,P101,R201,C501	R/W Stakeout for Cond. and App	9101	Inactive	(blank)	(blank)



Screenshot of the Employee Costs by Activity Inquiry Page

Navigation: Favorites ▾ | Main Menu ▾ > Project Costing ▾ > Review Costs ▾ > Accumulated Costs ▾ > Employee Costs by Activity

Employee Costs by Activity

Project 0000095952 Description 0029-071-681,P101,R201,C501
Activity 602 Description

Employee Costs by Activity						Personalize	Find	View All	Print	Grid	First	1-5 of 20	Last
Analysis Type		Currency	Unit of Measure	Quantity	Amount								
BLD	00012522200	USD	HUR	24.00	883.40								
BLD	00073599100	USD	HUR	16.00	669.76								
BLD	00163927400	USD	HUR	4.00	108.50								
BLD	00164650300	USD	HUR	4.00	140.34								
BLD	00219329200	USD	HUR	13.00	411.68								

[Return to Search](#) [Notify](#)



Employee Costs by Project Inquiry

REVISED: 03/02/2017

DESCRIPTION:

This inquiry is used to review employee time and costs by project.

NAVIGATION PATH:

Main Menu > Project Costing > Review Costs > Accumulated Costs > Employee Costs by Project

INPUT / SEARCH CRITERIA:

Business Unit
Project
Description

OUTPUT FORMAT:

Online

Screenshot of the Employee Costs by Project Inquiry – Search Page

Employee Costs by Project

Enter any information you have and click Search. Leave fields blank for a list of all values.

Find an Existing Value

▼ Search Criteria

Business Unit = 50100

Project begins with 95952

Description begins with

Case Sensitive

Limit the number of results to (up to 300): 300

Search Clear Basic Search Save Search Criteria

Search Results

View All First 1 of 1 Last

Business Unit	Project	Description	Project Type
50100	0000095952	0029-071-681,P101,R201,C501	CONST



Screenshot of the Employee Costs by Project Inquiry Page

Navigation: Favorites ▾ Main Menu ▾ > Project Costing ▾ > Review Costs ▾ > Accumulated Costs ▾ > Employee Costs by Project

Employee Costs by Project

Project 0000095952 Description 0029-071-681,P101,R201,C501

Employee Costs by Project Personalize | Find | View 100 | First 1-5 of 287 Last

Analysis Type	Employee ID	Currency	Unit of Measure	Quantity	Amount
ACT		USD			303.05
ACT		USD			102.60
ACT		USD			35.00
BLD		USD			303.05
BLD		USD			35.00

[Return to Search](#) [Notify](#)



Flexible Analysis Template

REVISED: 02/21/2024

DESCRIPTION:

This template is used to specify the analysis types that the system uses to gather project costs. You must create a template before you can perform flexible analysis. A Flexible Analysis Inquiry provides a view of activity costs based on the analysis groups that are specified in the flexible analysis template.

You can save a template as a user default to save time performing flexible analyses or can modify flexible analysis templates as required..

NAVIGATION PATH:

Main Menu > Project Costing > Flexible Analysis Template

INPUT / SEARCH CRITERIA:

Business Unit

OUTPUT FORMAT:

Online

Screenshot of the Flexible Analysis Inquiry

Favorites ▾ Main Menu ▾ > Project Costing ▾ > Flexible Analysis Template

Flexible Analysis Template

User ID PPS1_JANIS.HANNUKSELA Name HANNUKSELA, JANIS

Business Unit 15100

Template Public

*Description

Flexible Analysis Template			Personalize	Find	View All	First	1-2 of 2	Last
Number	Analysis Group	Field Heading						
1	ALL	All Analysis Types						
2	PSBLD	Billing to Projects						

Return To Flexible Analysis



Flexible Analysis Inquiry

REVISED: 03/01/2017

DESCRIPTION:

This inquiry is used to review current project data from the project summary tables. It provides a view of activity costs based on the analysis groups that are specified in a flexible analysis template.

You must create a template before you can perform flexible analysis. Templates specify the analysis types that the system uses to gather project costs. You can save a template as a user default to save time performing flexible analyses or can modify flexible analysis templates as required.

NAVIGATION PATH:

Main Menu > Project Costing > Interactive Reports > Flexible Analysis

INPUT / SEARCH CRITERIA:

Business Unit
Project
Description
Project Type

OUTPUT FORMAT:

Online

ADDITIONAL INFORMATION:

You must create a flexible analysis template before you can perform flexible analysis. Templates specify the analysis types that the system uses to gather project costs. You can save a template as a user default to save time performing flexible analyses or you can modify flexible analysis templates as required

Screenshot of the Flexible Analysis Inquiry – Search Page

[Favorites](#) > [Main Menu](#) > [Project Costing](#) > [Interactive Reports](#) > [Flexible Analysis](#)

Flexible Analysis

Enter any information you have and click Search. Leave fields blank for a list of all values.

[Find an Existing Value](#)

Search Criteria

Business Unit =

Project begins with

Description begins with

Project Type begins with

Case Sensitive

Limit the number of results to (up to 300):

[Basic Search](#) [Save Search Criteria](#)

Search Results

View All First 1 of 1 Last

Business Unit	Project	Description	Project Type
50100	0000003412	0642011P14	CONST



Screenshot of the Flexible Analysis Inquiry Page

Navigation: Favorites ▾ Main Menu ▾ > Project Costing ▾ > Interactive Reports ▾ > Flexible Analysis

Flexible Analysis

Project 0000003412 Description 0642011P14

Flexible Analysis Cost Summary : User Template : 7 Personalize | Find | View All | | First 1 of 1 Last

Project	All Analysis Types	Billing to Projects
0000003412		\$1,300,820.54

Flexible Analysis Template

Return to Search Previous in List Next in List Notify

Screenshot of the Flexible Analysis Inquiry Page (continued)

Navigation: Favorites ▾ Main Menu ▾ > Project Costing ▾ > Interactive Reports ▾ > Flexible Analysis

Flexible Analysis

Project 0000003412 Description 0642011P14

0000003412

Flexible Analysis Cost Summary : User Template : 7 Personalize | Find | View All | | First 1-3 of 3 Last

Activity ID	Summary	All Analysis Types	Billing to Projects
9104	<input checked="" type="checkbox"/>	\$565,485.77	
9320	<input checked="" type="checkbox"/>	\$650,410.27	
9420	<input checked="" type="checkbox"/>	\$84,924.50	

Flexible Analysis Template

Return to Search Previous in List Next in List Notify



Screenshot of the Flexible Analysis Inquiry Page (continued)

Navigation: Favorites ▾ Main Menu ▾ > Project Costing ▾ > Interactive Reports ▾ > Flexible Analysis

Flexible Analysis

Project 0000003412 Description 0642011P14

0000003412 • 9104

Flexible Analysis Cost Summary : User Template : Personalize | Find | View All | | First 1 of 1 Last

Activity ID	Summary	All Analysis Types	Billing to Projects
9174	<input checked="" type="checkbox"/>	\$565,485.77	

Flexible Analysis Template

Return to Search Previous in List Next in List Notify

Screenshot of the Flexible Analysis Inquiry Page (continued)

Navigation: Favorites ▾ Main Menu ▾ > Project Costing ▾ > Interactive Reports ▾ > Flexible Analysis

Flexible Analysis

Project 0000003412 Description 0642011P14

0000003412 • 9174

Flexible Analysis Cost Summary : User Template : 7 Personalize | Find | View All | | First 1-3 of 5 Last

Activity ID	Summary	All Analysis Types	Billing to Projects
731	<input type="checkbox"/>	\$559,787.46	
733	<input type="checkbox"/>	\$1,646.03	
743	<input type="checkbox"/>	\$1,966.72	

Flexible Analysis Template

Return to Search Previous in List Next in List Notify



Invoices by Activity Inquiry

REVISED: 03/02/2017

DESCRIPTION:

This inquiry is used to review project cost transactions related to billing invoices.

NAVIGATION PATH:

Main Menu > Project Costing > Review Costs > Accumulated Costs > Invoices by Activity

INPUT / SEARCH CRITERIA:

- Business Unit
- Project
- Activity
- WBS ID
- Project Description
- Activity Description
- Activity Type
- Status as of Effective Date
- Activity Owner
- New Milestone

OUTPUT FORMAT:

Online

Screenshot of the Invoices by Activity Inquiry – Search Page

[Favorites](#) > [Main Menu](#) > [Project Costing](#) > [Review Costs](#) > [Accumulated Costs](#) > [Invoices by Activity](#)

Invoices by Activity

Enter any information you have and click Search. Leave fields blank for a list of all values.

[Find an Existing Value](#)

Search Criteria

Business Unit =
 Project begins with
 Activity begins with
 WBS ID begins with
 Project Description begins with
 Activity Description begins with
 Activity Type begins with
 Status as of Effective Date =
 Activity Owner begins with
 New Milestone =

Case Sensitive

Limit the number of results to (up to 300):

[Basic Search](#)

Search Results

View All First 1-100 of 289 Last

Business Unit	Project	Row Number	WBS ID	Activity	Project Description	Activity Description	Activity Type	Status as of Effective Date	Activity Owner	New Milestone
50100	0000095952	3	1.1.1	602	0029-071-681,P101,R201,C501	PE/Constr - Constr on PE Job	9101	Inactive	(blank)	(blank)
50100	0000095952	4	1.1.2	606	0029-071-681,P101,R201,C501	Advanced R/W Prior to Acq.	9101	Inactive	(blank)	(blank)
50100	0000095952	5	1.1.3	607	0029-071-681,P101,R201,C501	R/W Stakeout for Cond. and App	9101	Inactive	(blank)	(blank)
50100	0000095952	6	1.1.4	608	0029-071-681,P101,R201,C501	Const. Stakeout Prior to Award	9101	Inactive	(blank)	(blank)
50100	0000095952	7	1.1.5	609	0029-071-681,P101,R201,C501	P.E. Educational Courses	9101	Inactive	(blank)	(blank)
50100	0000095952	8	1.1.6	611	0029-071-681,P101,R201,C501	Preliminary Surveys	9101	Inactive	(blank)	(blank)



Screenshot of the Invoices by Activity Inquiry Page

Navigation: Favorites ▾ Main Menu ▾ > Project Costing ▾ > Review Costs ▾ > Accumulated Costs ▾ > Invoices by Activity

Invoices by Activity

Project 0000095952 Description 0029-071-681,P101,R201,C501

Activity 602 Description

Invoice

Invoices					Personalize	Find	View 100			First	1-3 of 174	Last
Analysis Type	Invoice	Source Amount	Currency	Description								
BLD	FED000177	-2.92	USD	FHWA Billed @80%								
BLD	FED000299	50.93	USD	FHWA Billed @80%								
BLD	FED000384	203.71	USD	FHWA Billed @80%								



Journal Entries by Activity Inquiry

REVISED: 03/02/2017

DESCRIPTION:

This inquiry is used to review project cost transactions related to journal entries.

NAVIGATION PATH:

Main Menu > Project Costing > Review Costs > Accumulated Costs > Journal Entries by Activity

INPUT / SEARCH CRITERIA:

- Business Unit
- Project
- Activity
- WBS ID
- Project Description
- Activity Description
- Activity Type
- Status as of Effective Date
- Activity Owner
- New Milestone

OUTPUT FORMAT:

Online

Screenshot of the Journal Entries by Activity - Search Page

[Favorites](#) > [Main Menu](#) > [Project Costing](#) > [Review Costs](#) > [Accumulated Costs](#) > [Journal Entries by Activity](#)

Journal Entries by Activity

Enter any information you have and click Search. Leave fields blank for a list of all values.

[Find an Existing Value](#)

Search Criteria

Business Unit =
 Project begins with
 Activity begins with
 WBS ID begins with
 Project Description begins with
 Activity Description begins with
 Activity Type begins with
 Status as of Effective Date =
 Activity Owner begins with
 New Milestone =

Case Sensitive

Limit the number of results to (up to 300):

[Basic Search](#)

Search Results

View All First 1 of 1 Last

Business Unit	Project	Row Number	WBS ID	Activity	Project Description	Activity Description	Activity Type	Status as of Effective Date	Activity Owner	New Milestone
50100	0000095952	3	1.1.1	602	0029-071-681,P101,R201,C501	PE/Constr - Constr on PE Job 9101	Inactive		(blank)	(blank)



Screenshot of the Journal Entries by Activity Page

[Favorites](#) > [Main Menu](#) > [Project Costing](#) > [Review Costs](#) > [Accumulated Costs](#) > [Journal Entries by Activity](#)

Journal Entries by Activity

Project 0000095952 Description 0029-071-681,P101,R201,C501
 Activity 602 Description

Journal Entries							Personalize	Find	View 100	First	1-6 of 129	Last
Analysis Type	General Ledger Business Unit	Journal ID	Currency	Unit of Measure	Quantity	Amount						
ACT	50100	AP00034945	USD	HUR		2,298.72						
ACT	50100	AP00134561	USD	HUR		615.35						
ACT	50100	AP00145067	USD	HUR		951.78						
ACT	50100	AP00158686	USD	HUR		125.37						
ACT	50100	AP00222085	USD	HUR		669.84						
ATE	50100	ALC0000001	USD			15.84						

[Return to Search](#) [Notify](#)

Screenshot of the Journal Entries by Activity Page – Review Journal Status

[Favorites](#) > [Main Menu](#) > [Project Costing](#) > [Review Costs](#) > [Accumulated Costs](#) > [Journal Entries by Activity](#) > [Review Journal Status](#)

[Journal Header](#) | [Journal Lines](#)

Unit	50100	Journal ID	AP00034945	Journal Date	05/08/2014
Fiscal Year	2014	Source	AP	Process Instance	1912253
Accounting Period	11	Reference Number		Status:	Posted
Ledger Group	ACTUALS	Ledger		Budget Status:	Valid
Long Description	Accounts Payable				

Journal Line Totals					
Lines	3,502	Debits	32,334,624.49 USD	Credits	32,334,624.49 USD

Commitment Control Amount Type	
Amount Type	Actuals and Recognized
User	Override N

[Save](#) [Return to Search](#) [Notify](#)

[Journal Header](#) | [Journal Lines](#)



Manager Transaction Review Inquiry

REVISED: 03/01/2017

DESCRIPTION:

This inquiry is used to view transactions (cost transactions and associated billing) for a particular project or project/activity combination.

NAVIGATION PATH:

Main Menu > Project Costing > Interactive Reports > Manager Transaction Review

INPUT / SEARCH CRITERIA:

Business Unit
Project
Activity
Contract
Contract Line Number
Analysis Type
Source Type
Category
Subcategory
Employee ID
Revenue Distribution Status
Billing Distribution Status
View Type (Detail, Summary, Template ID)
Reviewed (All, Reviewed, Not Reviewed)
Date Type (Accounting Date / Transaction Date)
From Date
Through Date

OUTPUT FORMAT:

Online



Screenshot of the Manager Transaction Review - Search Page, Detail View Type Selected

[Favorites](#) > [Main Menu](#) > [Project Costing](#) > [Interactive Reports](#) > [Manager Transaction Review](#)

[Manager Transaction Review](#) | [Cost Review](#) | [Billing Review](#)

Select ?

*Business Unit Contract
 Project Contract Line Number
 Activity [Select Project Activities](#)

Analysis Type Employee ID
 Source Type Revenue Distribution Status
 Category Billing Distribution Status
 Subcategory

View Type ?

Detail
 Summary Template ID
 Transaction Summary Template

Reviewed ?

All Reviewed Not Reviewed

Date Type

Date Type From Date Through Date

Manager Transaction Review | [Cost Review](#) | [Billing Review](#)

Screenshot of the Manager Transaction Review Page - Cost Review - General Tab

[Favorites](#) > [Main Menu](#) > [Project Costing](#) > [Interactive Reports](#) > [Manager Transaction Review](#)
New Window | Help

[Manager Transaction Review](#) | [Cost Review](#) | [Billing Review](#)

Detail Review ? Personalize | Find | First 1 of 1 Last

[General](#) | [Transaction Details](#) | [Contract Information](#)

Reviewed	Project	Activity	Analysis Type	Amount	Currency Code	Adjust	Transaction Date	Accounting Date	Source Type	Category	Subcategory
<input type="checkbox"/>				\$0.000		<input type="checkbox"/>					
				Total Cost Amount			\$0.000				

Select All Reviewed Clear All Reviewed

Manager Transaction Review | [Cost Review](#) | [Billing Review](#)



Screenshot of the Manager Transaction Review Page - Cost Review - Transaction Details Tab

Favorites ▾ Main Menu ▾ > Project Costing ▾ > Interactive Reports ▾ > Manager Transaction Review New Window | Help | Personalize

Manager Transaction Review **Cost Review** Billing Review

Detail Review Personalize | Find | First 1 of 1 Last

General **Transaction Details** Contract Information

Reviewed	Project	Activity	Analysis Type	Amount	Currency Code	Adjust	Foreign Amount	Foreign Currency Code	Name	Job Code	Billing Status	Quantity	Unit of Measure
<input type="checkbox"/>				\$0.000		<input type="checkbox"/>	\$0.000						

Select All Reviewed Clear All Reviewed Total Cost Amount \$0.000

Manager Transaction Review | Cost Review | Billing Review

Screenshot of the Manager Transaction Review - Search Page, Summary View Type Selected

Favorites ▾ Main Menu ▾ > Project Costing ▾ > Interactive Reports ▾ > Manager Transaction Review

Manager Transaction Review **Cost Review** Billing Review

Select

*Business Unit Contract

Project Contract Line Number

Activity [Select Project Activities](#)

Analysis Type Employee ID

Source Type Revenue Distribution Status

Category Billing Distribution Status

Subcategory

View Type

Detail

Summary

Transaction Summary Template

Reviewed

All Reviewed Not Reviewed

Date Type

Date Type From Period To Period

Manager Transaction Review | Cost Review | Billing Review



Screenshot of the Manager Transaction Review Page - Cost Review Tab, Summary View Type Selected

Navigation: Favorites ▾ | Main Menu ▾ > Project Costing ▾ > Interactive Reports ▾ > Manager Transaction Review

Manager Transaction Review | **Cost Review** | Billing Review

Summary Review Personalize | Find | [Print] | [Refresh] First ⏪ 1 of 1 ⏩ Last

Project	Activity	Quantity	Unit of Measure	Amount	Currency Code	Details
				\$0.000		Details

Total Cost Amount \$0.000

Manager Transaction Review | Cost Review | Billing Review



My Contracts Inquiry

REVISED: 03/01/2017

DESCRIPTION:

This inquiry is used to define and update a personalized list of contracts.

NAVIGATION PATH:

Main Menu > Customer Contracts > My Contracts

INPUT / SEARCH CRITERIA:

None

OUTPUT FORMAT:

Online

Screenshot of the My Contracts Page

Navigation: Favorites ▾ Main Menu ▾ > Customer Contracts ▾ > My Contracts

My Contracts

User ID Name JOHN DOE

My Contracts Personalize | Find | View All | First 1-3 of 3 Last

General | Details

Contract	Description	Business Unit	Contract Type	Contract Classification	Sold To Customer
0813164	NH0813164	50100	F	Government	FEDERAL HIGHWAY ADMINISTRATION
5A01047	HSIP5A01047	50100	F	Government	FEDERAL HIGHWAY ADMINISTRATION
9644112	HSIP-9644112	50100	F	Government	FEDERAL HIGHWAY ADMINISTRATION



Screenshot of the Selected Contract

Favorites ▾ Main Menu ▾ > Customer Contracts ▾ > My Contracts > General Information

General | Lines

Contract Number 5A01047
Amendment Number 0000000003

Sold To Customer FEDERAL HIGHWAY ADMINISTRATION
***Contract Status** FV ACCEPTED x Q

[Add to My Contracts](#)

Description HSIP5A01047	Processing Status Closed
Contract Admin <input type="text"/>	Amendment Status Complete
Region Code	Business Unit VA Dept of Transportation
Contract Type F	Contract Classification Government
Currency Code USD	Last Amended 06/18/2018
Exchange Rate Type CRRNT	Start Date 05/05/2010
Contract Signed 05/05/2010	End Date 08/31/2018
Contract Role	Last Update Date/Time 02/25/2019 2:10:09PM
Revenue Profile	Last Update User ID <input type="text"/>
Use Project ChartFields: <input checked="" type="checkbox"/>	Separate Fixed Billing and Revenue: <input type="checkbox"/>
	Separate As Incurred Billing and Revenue: <input type="checkbox"/>

Other Information

Summary of Amounts ?

Billing Plans Revenue Plans Milestones Supplemental Data Go To More ▾

Return to My Contracts

[Save](#) [Return to Search](#) [Notify](#) [Add](#) [Update/Display](#)

General | Lines



My Projects Inquiry

REVISED: 03/18/2020

DESCRIPTION:

This inquiry is used to define and update a personalized list of projects.

NAVIGATION PATH:

Main Menu > Project Costing > My Projects

INPUT / SEARCH CRITERIA:

None

OUTPUT FORMAT:

Online

Screenshot of the My Projects Page

My Projects

User ID [REDACTED] Name JOHN DOE

My Projects Personalize | Find | View All | [Print] [Refresh] First 1-7 of 11 Last

Project Business Unit	Project	Description	Program	Project Status	Processing Status	Project Overall
50100	0000051990	EN99125114	<input type="checkbox"/>	Hold	Active	
50100	0000077061	0001088141,P101,N501	<input type="checkbox"/>	Open	Active	
50100	0000083254	U000-121-159, P101, M501	<input type="checkbox"/>	Open	Active	
50100	0000087018	EN07032117,P101,C501	<input type="checkbox"/>	Open	Active	
50100	0000096290	9999964122,P101,N501	<input type="checkbox"/>	Closed	Inactive	
50100	0000103701	EN99-073-167, P101	<input type="checkbox"/>	Open	Active	
50100	0000108929	PM5F-090-748, P401	<input type="checkbox"/>	Open	Active	

Create New Project [Projects List](#) Create Project from Microsoft

Note: To access the project record, click the link in the **Project** column.

To access the project status, click the link in the **Project Status** column.

If you do not have any projects listed or you want to narrow your project search, click the **Projects List** link at the bottom of the page.



Screenshot of the My Projects – Projects List (Add a Project to My Projects List)

Search Criteria

*Business Unit My Projects

Project Tree

Tree Name Effective Date Parent Node

Project Type Project Status Project Manager

Project Description

Project Information

From Project Through Project

From Start Date Through Start Date

Project List Personalize | Find | View All | First 1-6 of 11 Last

My Projects	Project Business Unit	Project	Description	Type	Project Manager	Start Date	Project Status	Edit
<input type="checkbox"/>	50100	0000051990	EN99125114	CONSTRUCTION	JOHN DOE	03/28/2000	Hold	<input type="button" value="Edit"/>
<input checked="" type="checkbox"/>	50100	0000077061	0001088141,P101,N501	CONSTRUCTION	JOHN DOE	01/27/2006	Open	<input type="button" value="Edit"/>
<input type="checkbox"/>	50100	0000083254	U000-121-159, P101, M501	CONSTRUCTION	JOHN DOE	10/02/2007	Open	<input type="button" value="Edit"/>
<input type="checkbox"/>	50100	0000087018	EN07032117,P101,C501	CONSTRUCTION	JOHN DOE	08/10/2009	Open	<input type="button" value="Edit"/>
<input type="checkbox"/>	50100	0000096290	9999964122,P101,N501	CONSTRUCTION	JOHN DOE	05/01/2010	Closed	<input type="button" value="Edit"/>
<input type="checkbox"/>	50100	0000103701	EN99-073-167, P101	CONSTRUCTION	JOHN DOE	08/30/2012	Open	<input type="button" value="Edit"/>

Select All Clear All

Note: If you do not have any projects assigned to your project list, you can use the **Search** section of this page to find the project and add them to your list. Once you add a project to your list, it will display on the **My Projects** page the next time you access that page.

If you have multiple projects assigned to your project list, you can narrow the results by entering the criteria in the **Search** section of this page. Be sure that the **My Projects** checkbox is checked at the top of the page. Once you enter your criteria, click the **Search** button to see the results.

If you click the **Edit** button, it will take you to the project.



Screenshot of the Selected Project

Favorites ▾ Main Menu ▾ > Project Costing ▾ > My Projects > General Information

General Information | Project Costing Definition | Manager | Projects | Projects Distribution | User Fields | Rates | Attachments

Project 0000077061 Add to My Projects Project Hierarchy

*Description Program Processing Status Active
*Integration Project Status: Open
Project Type
Percent Complete As Of
Project Health As Of

Project Schedule ?

*Start Date *End Date Additional Dates

Description Find | View All First 1 of 1 Last

Date/Time Stamp 11/12/11 7:05:25AM User ID CNV + -

Description:

Long Description:

Save as Template Copy Project

My Projects Project Valuation Project Team Project Activities Go To

[Return to My Projects](#)

Save Return to Search Refresh Add Update/Display Include History Correct History



Projects Reconciliation Workbench Inquiry

REVISED: 02/21/2024

DESCRIPTION:

This inquiry is used to analyze a particular project instead of a group of transactions.

NAVIGATION PATH:

Main Menu > Project Costing > Interactive Reports > Projects Recon Workbench

INPUT / SEARCH CRITERIA:

Reconciliation ID
Business Unit
Project

OUTPUT FORMAT:

Online

ADDITIONAL INFORMATION:

The inquiry consists of a two-step search. Create a Project Reconciliation ID (Add a New Value) and then enter additional search criteria on the Projects Reconciliation Workbench page.

Screenshot of the Projects Recon Workbench Selection Page

The screenshot shows the 'Projects Recon Workbench' page. At the top, there is a breadcrumb navigation path: 'Favorites > Main Menu > Project Costing > Interactive Reports > Projects Recon Workbench'. Below this, the page title 'Projects Recon Workbench' is displayed. There are two buttons: 'Find an Existing Value' and 'Add a New Value', with the latter highlighted by a red box. Below the buttons, there are three search fields: 'Reconciliation ID' with the value 'REPORTCATALOG', 'Business Unit' with the value '50100', and 'Project' with the value '0000000200'. Each field has a magnifying glass icon. Below the search fields is an 'Add' button. At the bottom of the page, there are two links: 'Find an Existing Value' and 'Add a New Value'.



Screenshot of the Projects Reconciliation Workbench Page for Selected Project

[Favorites](#) > [Main Menu](#) > [Project Costing](#) > [Interactive Reports](#) > [Projects Recon Workbench](#)

[Projects](#) | [Billing](#) | [Budgets](#) | [Contracts](#) | [Expenses](#) | [Grants F.A.](#) | [General Ledger](#) | [Inventory](#) | [Purchasing](#) | [Payables](#) | [Receivables](#)

Projects Reconciliation Workbench

Reconciliation ID: REPORTCATALOG User ID: [] Name: []
 Business Unit: 50100 Project: 0000000200 Activity: []

Selection Parameters
 Days Inactive Range:

Project Cost Specific:

Activity: Analysis Group:

PC Transactions not Costed or Priced Unbilled Transactions for Inactive Project

PC Transactions not Costed or Priced Personalize | Find | View All | | First 1-16 of 28 Last

[Source Information](#) | [Details](#) |

	Activity	Quantity	Source Amount	Currency Code	Transaction Date
1	9302		1,219,431.62	USD	07/01/2009
2	9302			USD	07/01/2010
3	9302		3,494,831.00	USD	07/01/2011
4	9302		-3,494,831.00	USD	07/01/2011
5	9302			USD	07/01/2012
6	9302		3,494,831.00	USD	07/01/2012
7	9302		-3,494,831.00	USD	07/01/2012
8	9302			USD	07/01/2013
9	9302		3,494,831.00	USD	07/01/2013
10	9302		-3,494,831.00	USD	07/01/2013
11	9302			USD	07/01/2014
12	9302		3,494,831.00	USD	07/01/2014
13	9302		-3,494,831.00	USD	07/01/2014
14	9302			USD	07/01/2015
15	9302		3,494,831.00	USD	07/01/2015

Unbilled Transactions for Inactive Project Personalize | Find | View All | | First 1 of 1 Last

[Source Information](#) | [Details](#) |

	Activity	Transaction ID	Monetary Amount	Currency Code	Transaction Date
1					

[Projects](#) | [Billing](#) | [Budgets](#) | [Contracts](#) | [Expenses](#) | [Grants F.A.](#) | [General Ledger](#) | [Inventory](#) | [Purchasing](#) | [Payables](#) | [Receivables](#)



Purchase Orders by Activity Inquiry

REVISED: 03/02/2017

DESCRIPTION:

This inquiry is used to review project cost transactions related to purchase orders.

NAVIGATION PATH:

Main Menu > Project Costing > Review Costs > Accumulated Costs > Purchase Orders by Activity

INPUT / SEARCH CRITERIA:

- Business Unit
- Project
- Activity
- WBS ID
- Project Description
- Activity Description
- Activity Type
- Status as of Effective Date
- Activity Owner
- New Milestone

OUTPUT FORMAT:

Online

Screenshot of the Purchase Orders by Activity - Search Page

[Favorites](#) > [Main Menu](#) > [Project Costing](#) > [Review Costs](#) > [Accumulated Costs](#) > [Purchase Orders by Activity](#)

Purchase Orders by Activity

Enter any information you have and click Search. Leave fields blank for a list of all values.

Search Criteria

Business Unit =
 Project begins with
 Activity begins with
 WBS ID begins with
 Project Description begins with
 Activity Description begins with
 Activity Type begins with
 Status as of Effective Date =
 Activity Owner begins with
 New Milestone =

Case Sensitive

Limit the number of results to (up to 300):

Search Results

View All First 1-100 of 289 Last

Business Unit	Project	Row Number	WBS ID	Activity	Project Description	Activity Description	Activity Type	Status as of Effective Date	Activity Owner	New Milestone
50100	0000095952	3	1.1.1	602	0029-071-681,P101,R201,C501	PE/Constr - Constr on PE Job	9101	Inactive	(blank)	(blank)
50100	0000095952	4	1.1.2	606	0029-071-681,P101,R201,C501	Advanced R/W Prior to Acq.	9101	Inactive	(blank)	(blank)
50100	0000095952	5	1.1.3	607	0029-071-681,P101,R201,C501	R/W Stakeout for Cond. and App	9101	Inactive	(blank)	(blank)
50100	0000095952	6	1.1.4	608	0029-071-681,P101,R201,C501	Const. Stakeout Prior to Award	9101	Inactive	(blank)	(blank)
50100	0000095952	7	1.1.5	609	0029-071-681,P101,R201,C501	P.E. Educational Courses	9101	Inactive	(blank)	(blank)
50100	0000095952	8	1.1.6	611	0029-071-681,P101,R201,C501	Preliminary Surveys	9101	Inactive	(blank)	(blank)
50100	0000095952	9	1.1.7	612	0029-071-681,P101,R201,C501	Preliminary Studies	9101	Inactive	(blank)	(blank)



Screenshot of the Purchase Orders by Activity Page

[Favorites](#) > [Main Menu](#) > [Project Costing](#) > [Review Costs](#) > [Accumulated Costs](#) > [Purchase Orders by Activity](#)

Purchase Orders by Activity

Project 0000095952 Description 0029-071-681,P101,R201,C501
 Activity 602 Description

Purchase Orders Personalize | Find | View All | First 1-6 of 6 Last

Analysis Type	Purchase Order	Currency	Unit of Measure	Quantity	Amount	
ACT	0000700443	USD	HUR		2,298.72	
BLD	0000700443	USD	HUR		1,838.98	
ACT	0001061500	USD	HUR		669.84	
BLD	0001061500	USD	HUR		535.87	
ACT	0001105815	USD	HUR		1,692.50	
BLD	0001105815	USD	HUR		1,354.00	

[Return to Search](#) [Notify](#)

Screenshot of the Selected Purchase Order Page

[Favorites](#) > [Main Menu](#) > [Project Costing](#) > [Review Costs](#) > [Accumulated Costs](#) > [Purchase Orders by Activity](#) > [Purchase Orders](#)

Purchase Order Inquiry

Purchase Order

Business Unit 50100 PO Status Dispatched
 PO ID 0000700443
 Change Order 1

Header

PO Date 07/21/2011 Backorder Status Not Backordered
 Supplier Name A.MORTON THOMA Receipt Status Not Recvd
 Supplier ID 0000031637 Supplier Details Hold From Further Processing
 Buyer
 PO Reference CNTRCT: 000000000000032402

Header Details Activity Summary
 Change Order Header Comments...
 All RTV Document Status
 Matching Actions

Amount Summary

Merchandise	5,892,604.42
Freight/Tax/Misc.	0.00
Total	5,892,604.42 USD

Lines Personalize | Find | View All | First 1 of 1 Last

Line	Item ID	Item Description	Category	PO Qty	UOM	Merchandise Amount	Status
1	9250001000	ENGINEERING SERVICES, PROFESSI	9250001	1.0000	HUR	5,892,604.42 USD	Approved

[View Approvals](#)

[Return to Search](#) [Notify](#) [Related Links](#)



Review Accounting History Inquiry

REVISED: 03/02/2017

DESCRIPTION:

This inquiry is used to review accounting entries that are sent to the General Ledger.

NAVIGATION PATH:

Main Menu > Project Costing > Accounting > Review Accounting History

INPUT / SEARCH CRITERIA:

General Ledger Business Unit
Journal ID
Journal Date
Journal Line Number
Ledger

OUTPUT FORMAT:

Online

ADDITIONAL INFORMATION:

Users should search by Journal ID or Journal Date.

Screenshot of the Review Accounting History - Search Page

[Favorites](#) > [Main Menu](#) > [Project Costing](#) > [Accounting](#) > [Review Accounting History](#)

Review Accounting History

Enter any information you have and click Search. Leave fields blank for a list of all values.

[Find an Existing Value](#)

Search Criteria

General Ledger Business Unit =
 Journal ID begins with
 Journal Date =
 Journal Line Number =
 Ledger begins with

Limit the number of results to (up to 300):

[Basic Search](#)
[Save Search Criteria](#)

Search Results

300 of 16174 results are displayed.

View All First 1-100 of 300 Last

General Ledger Business Unit	Journal ID	Journal Date	Journal Line Number	Ledger
50100	CAREV61359	11/01/2019	1	ACTUALS
50100	CAREV61359	11/01/2019	2	ACTUALS
50100	CAREV61359	11/01/2019	3	ACTUALS
50100	CAREV61359	11/01/2019	4	ACTUALS
50100	CAREV61359	11/01/2019	5	ACTUALS



Screenshot of the Review Accounting History Page

[Favorites](#) > [Main Menu](#) > [Project Costing](#) > [Accounting](#) > [Review Accounting History](#)

Review Accounting History

Journal ID
 Business Unit 50100 **Journal CAREV61359** Date 11/01/2019 [GL Journal](#)
 Ledger ACTUALS **Line 1** Line Descr CA Revenue

Chartfields Personalize | Find | View All | First 1 of 1 Last

Account	Fund	Program	Department	Cost Center	Task	FIPS	Asset	Agency Use 1	Agency Use 2	PC Business Unit	Project	A
112061	04010		12018			019				50100	000000673	6

Base Currency USD Base Amount 509.30
 Currency USD Transaction Amount 509.30
 Statistics Code Statistic Amount

Projects Information Personalize | Find | View All | First 1 of 1 Last

Transaction Detail

PC Business Unit	Project	Activity	Transaction ID	Account	Asset	Fund	Department	FIPS	Agency Use 2	Task
50100	000000673	648	408213630	112061		04010	12018	019		

[Return to Search](#) [Previous in List](#) [Next in List](#)



Review and Manage Limits Inquiry

REVISED: 03/01/2017

DESCRIPTION:

This inquiry is used to review limits defined for rate-based contract lines and release transactions that are over the limit specified for a non-government contract line.

NAVIGATION PATH:

Main Menu > Customer Contracts > Adjust Revenue and Billing > Review and Manage Limits

INPUT / SEARCH CRITERIA:

Business Unit
Limit Type (Funded / Billing)
Sold To Customer
Review By
Max Remaining %
Contract Admin
Contract Type
Contract Classification
Contract
Contract Line

OUTPUT FORMAT:

Online

Screenshot of the Review and Manage Limits - Search Page

Favorites ▾ Main Menu ▾ > Customer Contracts ▾ > Adjust Revenue and Billing ▾ > Review and Manage Limits

Review Limits

Search Criteria

*Business Unit

Limit Type ▾

Sold To Customer

Review By ▾

Max Remaining %

Contract Admin

Contract Type

Contract Classification ▾

Contract

Contract Line

Limits Personalize | Find | View All | First 1 of 1 Last

Contract	Line	Transaction Identifier	Billing Limit	Processed Amount	Remaining Amount
1 0000001426	2		7,133,742.02	6,306,563.94	827,178.08



Review Billing - As Incurred Inquiry

REVISED: 02/28/2017

DESCRIPTION:

This inquiry is used to review billing plans with an as-incurred billing method.

NAVIGATION PATH:

Main Menu > Customer Contracts > Review Billing > As Incurred

INPUT / SEARCH CRITERIA:

Business Unit
Billing Plan
Billing Business Unit
Project
Contract
Contract Classification
Billing Plan Status
Hold [checkbox]
Bill To Customer
Fee Type [various checkboxes]

OUTPUT FORMAT:

Online

Screenshot of the Review Billing - As Incurred - Search Page

[Favorites](#) > [Main Menu](#) > [Customer Contracts](#) > [Review Billing](#) > [As Incurred](#)

Review Billing - As Incurred

Search Criteria

Business Unit
 Billing Plan
 Billing Business Unit
 Project

Contract
 Contract Classification
 Billing Plan Status
 Hold
 Bill To Customer

Fee Type

- None
- Fixed Fee
- Award Fee
- Incentive Fee
- Other Fee

Billing Personalize | Find | |

[Contract Billing Information](#) | [Billing Financial Information](#) | [PDF](#)

Business Unit	Contract	Bill Plan ID	Plan Description	Status	Hold	Hold Date	Billing Business Unit	Customer	Project	History
50100	0000001721	B101	As Incurred - Rate Based	Ready	<input checked="" type="checkbox"/>	05/16/2016	50100	0000003005	0000108147	History



Screenshot of the Billing Plan Page - As Incurred Contract Page

[Favorites](#) > [Main Menu](#) > [Customer Contracts](#) > [Review Billing](#) > [As Incurred](#) > [Define Billing Plan](#)

[Billing Plan General](#) | [Events](#) | [History](#)

Contract 000001721 **BI Unit** 50100
Sold To Customer 000003005 **COUNTY OF TAZEWELL** **Bill To** 000003005 **COUNTY OF TAZEWELL**
Billing Plan ◀ B101 ▶ **As Incurred - Rate Based** **Currency** USD

Description As Incurred - Rate Based **Billing Status** Ready **Actions**
Billing Method As Incurred **Hold** 05/16/2016

Customer Information

BI Unit 50100 **VA Dept of Transportation**
Bill To Customer 000003005 **COUNTY OF TAZEWELL**
Addr Num 1
Bill To Contact

Hold Details

Put On Hold Date 05/16/2016

Billing Options

Bill Type CCT **Pre Approved**
Bill Source PROJE **Direct Invoice**
Summarization Template ID VDOT_OTHER **VDOT Other**
Purchase Order

[Billing Header Note](#) [Internal Notes](#) [Preview Summarization Template](#)

Transaction Options

Bill Currency **Contract Currency**

Retainage Options

Items previously held as Retainages

Bill **Write-off** **Hold**

Tolerance Options

Minimum Bill Amount 0.00
 Final Bill

Billing Default Overrides

Invoice Form LANDSCAPE
Cycle ID MONTHLY [View Customer Defaults](#)
Bill By ID PC_OTHER [Non-Federal Project](#)
Payment Method
Payment Terms
Billing Inquiry
Billing Specialist



Review Billing – Events Inquiry

REVISED: 02/28/2017

DESCRIPTION:

This inquiry is used to review event-based billing plans, update event statuses, and initiate reversals.

NAVIGATION PATH:

Main Menu > Customer Contracts > Review Billing > Events

INPUT / SEARCH CRITERIA:

Business Unit
 Billing Plan ID
 Billing Business Unit
 Contract
 Contract Classification
 Billing Plan Status
 Hold [checkbox]
 Bill To Customer
 Method [various checkboxes]
 Fee Type [various checkboxes]

OUTPUT FORMAT:

Online

Screenshot of the Review Billing - Events - Search Page

The screenshot shows the 'Review Billing - Events' search page. At the top, there are navigation breadcrumbs: 'Favorites > Main Menu > Customer Contracts > Review Billing > Events'. Below this is the 'Search Criteria' section with various input fields: Business Unit (50100), Contract (0000001425), Billing Plan ID, Billing Business Unit, Contract Classification, Billing Plan Status, Hold (checkbox), and Bill To Customer. To the right, there are two sections for checkboxes: 'Method' (Milestone, Percent Complete, Value Based, As Incurred) and 'Fee Type' (None, Fixed Fee, Award Fee, Incentive Fee, Other Fee). A 'Search' button is highlighted with a red box. Below the search criteria is the 'Events' section with a table of results. The table has columns for Business Unit, Contract, Billing Plan, Plan Description, Billing Method, Plan Status, Event, Event Status, Hold, Hold Date, Billing Business Unit, and Bill To Customer. The table contains 11 rows of data, with the last row showing a 'Pending' event. At the bottom left, there are 'Select All' and 'Clear All' options, and an 'Update Events' section with radio buttons for 'Pending', 'Ready', and 'Reversal Initiated', and an 'Update Event Status' button.

Business Unit	Contract	Billing Plan	Plan Description	Billing Method	Plan Status	Event	Event Status	Hold	Hold Date	Billing Business Unit	Bill To Customer
<input type="checkbox"/>	50100	0000001425	B101	Amount Based - Milestone	Milestone	In Progress	1 Completed	<input type="checkbox"/>		50100	0000133944
<input type="checkbox"/>	50100	0000001425	B101	Amount Based - Milestone	Milestone	In Progress	2 Completed	<input type="checkbox"/>		50100	0000133944
<input type="checkbox"/>	50100	0000001425	B101	Amount Based - Milestone	Milestone	In Progress	3 Completed	<input type="checkbox"/>		50100	0000133944
<input type="checkbox"/>	50100	0000001425	B101	Amount Based - Milestone	Milestone	In Progress	4 Completed	<input type="checkbox"/>		50100	0000133944
<input type="checkbox"/>	50100	0000001425	B101	Amount Based - Milestone	Milestone	In Progress	5 Completed	<input type="checkbox"/>		50100	0000133944
<input type="checkbox"/>	50100	0000001425	B101	Amount Based - Milestone	Milestone	In Progress	6 Completed	<input type="checkbox"/>		50100	0000133944
<input type="checkbox"/>	50100	0000001425	B101	Amount Based - Milestone	Milestone	In Progress	7 Completed	<input type="checkbox"/>		50100	0000133944
<input type="checkbox"/>	50100	0000001425	B101	Amount Based - Milestone	Milestone	In Progress	8 Completed	<input type="checkbox"/>		50100	0000133944
<input type="checkbox"/>	50100	0000001425	B101	Amount Based - Milestone	Milestone	In Progress	9 Completed	<input type="checkbox"/>		50100	0000133944
<input type="checkbox"/>	50100	0000001425	B101	Amount Based - Milestone	Milestone	In Progress	10 Completed	<input type="checkbox"/>		50100	0000133944
<input type="checkbox"/>	50100	0000001425	B101	Amount Based - Milestone	Milestone	In Progress	11 Pending	<input type="checkbox"/>		50100	0000133944



Review Billing – Plans/History Inquiry

REVISED: 03/02/2020

DESCRIPTION:

This inquiry is used to review billing information, events, and history for processing or reversal.

NAVIGATION PATH:

Main Menu > Customer Contracts > Review Billing > Plans

INPUT / SEARCH CRITERIA:

Business Unit
Billing Plan ID
Billing Business Unit
Contract
Contract Classification
Billing Plan Status,
Hold [checkbox]
Bill To Customer
Method [various checkboxes]
Fee Type [various checkboxes]

OUTPUT FORMAT:

Online

ADDITIONAL INFORMATION:

History information is also located on the **Plans** page. Either click on the **History** link located on the **Review Billing – Plans** search results page or click on the **History** tab on the **Billing Plans** page to view the history for the selected contract.

Screenshot of the Review Billing - Plans - Search Page

The screenshot shows the 'Review Billing - Plans' search page. The breadcrumb trail is 'Main Menu > Customer Contracts > Review Billing > Plans'. The search criteria section includes fields for Business Unit (50100), Contract (0000001425), Billing Plan ID, Billing Business Unit, Contract Classification, Billing Plan Status, and Bill To Customer. There are 'Search' and 'Clear' buttons. To the right, there are checkboxes for Method (Milestone, Percent Complete, Value Based, As Incurred, Recurring, Immediate) and Fee Type (None, Fixed Fee, Award Fee, Incentive Fee, Other Fee). Below the search criteria is the '&Billing' section with tabs for 'Contract Billing Information' and 'Billing Financial Information'. A table displays the search results with columns: Business Unit, Contract, Bill Plan ID, Plan Description, Billing Method, Status, Hold, Hold Date, Billing Business Unit, Customer, Detail, and History. The first row shows Business Unit 50100, Contract 0000001425, Bill Plan ID B101, Plan Description 'Amount Based - Milestone', Billing Method 'Milestone', Status 'In Progress', and a 'History' link highlighted with a red box. Below the table are 'Select All' and 'Clear All' checkboxes, and an 'Update Plans' section with radio buttons for 'Pending', 'Ready', and 'Reversal In Progress', and an 'Update Plan Status' button.



Screenshot of the Billing Plan Page – Billing Plan General Tab

[Favorites](#) > [Main Menu](#) > [Customer Contracts](#) > [Review Billing](#) > [Plans](#) > [Define Billing Plan](#)

Billing Plan General | [Events](#) | [History](#)

Contract 000001425 BI Unit 50100
 Sold To Customer 0000133944 METROPOLITAN WASHINGTON AIRPORT AUTH Bill To 0000133944 METROPOLITAN WASHINGTON AIRPORT AUTH
 Billing Plan ◀ B101 ▶ Amount Based - Milestone Currency USD

Description Amount Based - Milestone Billing Status In Progress Actions

Billing Method Milestone Hold

Customer Information		Amount Detail	
BI Unit	50100	Billing Amount	10,275,000.36
Bill To Customer	0000133944	Total Amount	10,275,000.36
Addr Num	1	Total Billing History	10,275,000.36
Bill To Contact		Events Billed To Date	10,275,000.36

Billing Options

Bill Type OTH Pre Approved
 Bill Source PROJE Direct Invoice
 Summarization Template ID VDOT_OTHER VDOT Other
 Billing Header Note Internal Notes Preview Summarization Template

Billing Default Overrides

Invoice Form LANDSCAPE View Customer Defaults
 Cycle ID MONTHLY Non-Federal Project
 Bill By ID PC_OTHER
 Payment Method
 Payment Terms
 Billing Inquiry
 Billing Specialist

[Return to Billing Plan Management](#)

[Billing Plan General](#) | [Events](#) | [History](#)



Screenshot of the Billing Plan Page – Events Tab

[Favorites](#) > [Main Menu](#) > [Customer Contracts](#) > [Review Billing](#) > [Plans](#) > [Define Billing Plan](#)

[Billing Plan General](#) | **Events** | [History](#)

Contract 0000001425 BI Unit 50100
 Sold To Customer 0000133944 METROPOLITAN WASHINGTON AIRPORT AUTH Bill To 0000133944 METROPOLITAN WASHINGTON AIRPORT AUTH
 Billing Plan ◀ B101 ▶ Amount Based - Milestone Currency USD

Define Events

Percent
 Amount

[Add Milestone](#)
[Amendment Event Detail](#)

Amount Detail

Total Amount	10,275,698.36
Remaining Amount	0.00

Event Detail Personalize | Find | First 1-11 of 11 Last

Event	Actions	Event Type	Event Status	Event Date		Amount	Amendment Amt
1	Actions	Date	Completed	01/17/2012	Event Note	1,535,427.00	-0.10
2	Actions	Date	Completed	02/17/2012	Event Note	1,300,749.00	-0.08
3	Actions	Date	Completed	03/17/2012	Event Note	895,854.00	-0.06
4	Actions	Date	Completed	04/17/2012	Event Note	3,286,341.00	-0.20
5	Actions	Date	Completed	05/17/2012	Event Note	1,107,070.00	-0.07
6	Actions	Date	Completed	06/17/2012	Event Note	1,115,096.00	-0.07
7	Actions	Date	Completed	07/17/2012	Event Note	906,858.00	-0.06
8	Actions	Date	Completed	08/17/2012	Event Note	125,210.50	-0.01
9	Actions	Date	Completed	08/24/2012	Event Note	80.50	
10	Actions	Date	Completed	09/07/2012	Event Note	3,013.00	0.01
11	Actions	Date	Pending	09/07/2012	Event Note	0.00	

[Return to Billing Plan Management](#)

[Save](#) | [Return to Search](#) | [Notify](#)



Screenshot of the Billing Plan Page – History Tab

Favorites > Main Menu > Customer Contracts > Review Billing > Plans > Define Billing Plan											
Billing Plan General Events History											
Contract 0000001425				BI Unit 50100							
Sold To Customer 0000133944				METROPOLITAN WASHINGTON AIRPORT AUTH				Bill To 0000133944 METROPOLITAN WASHINGTON AIRPORT AUTH			
Billing Plan ◀ B101 ▶				Amount Based - Milestone				Currency USD			
Amount Details											
Negotiated Amount				10,275,698.36							
Total Net Extended Amount				10,275,698.36							
Contract Billing History											
										Personalize Find	
Source Billing Contracts Projects											
*Cross Reference Sequence No.	*Cross Reference Status	System Source	Process Instance	*Last Update Date/Time	Last Update User ID	Net Amt	Gross Amt	Billing Currency	Net Extended Amt	Gross Extended	
1	Finalized	BBI		03/05/2012 6:34:35PM	BIPCC000	1,535,427.00	1,535,427.00	USD	1,535,427.00	1,535,427.00	
2	Finalized	BBI		03/07/2012 6:30:58PM	BIPCC000	1,300,749.00	1,300,749.00	USD	1,300,749.00	1,300,749.00	
3	Finalized	BBI		03/21/2012 6:31:14PM	BIPCC000	895,854.00	895,854.00	USD	895,854.00	895,854.00	
4	Finalized	BBI		04/20/2012 6:31:15PM	BIPCC000	3,286,341.00	3,286,341.00	USD	3,286,341.00	3,286,341.00	
5	Finalized	BBI		05/18/2012 6:31:18PM	BIPCC000	1,107,070.00	1,107,070.00	USD	1,107,070.00	1,107,070.00	



Review Contract Information – Amendments Inquiry

REVISED: 03/02/2020

DESCRIPTION:

This inquiry is used to review details of a contract amendment.

NAVIGATION PATH:

Main Menu > Customer Contracts > Review Contract Information > Amendments

INPUT / SEARCH CRITERIA:

Business Unit
Contract
Sold To Customer Name
Amendment Type
Process amendment on
From Date
To Date
Contract Administrator

OUTPUT FORMAT:

Online

Screenshot of the Review Contract Information - Amendments - Search Page

The screenshot shows a web application interface for searching contract amendments. At the top, there is a breadcrumb navigation path: Favorites > Main Menu > Customer Contracts > Review Contract Information > Amendments. Below this, the page title "Amendments" is displayed. A message instructs the user to "Enter any information you have and click Search. Leave fields blank for a list of all values." There is a button labeled "Find an Existing Value". A section titled "Search Criteria" contains several search fields: "Business Unit" with a dropdown set to "=" and a text box containing "50100"; "Contract" with a dropdown set to "=" and a text box containing "0251022"; "Sold To Customer Name" with a dropdown set to "begins with" and an empty text box; "Amendment Type" with a dropdown set to "begins with" and an empty text box; "Process amendment on" with a dropdown set to "=" and an empty text box; "From Date" with a dropdown set to ">=" and an empty text box; "To Date" with a dropdown set to "<=" and an empty text box; and "Contract Administrator" with a dropdown set to "begins with" and an empty text box. There is a "Case Sensitive" checkbox which is unchecked. Below the search criteria, there is a field "Limit the number of results to (up to 300):" with a text box containing "300". At the bottom, there are buttons for "Search", "Clear", "Basic Search", and "Save Search Criteria".



Screenshot of the Review Contract Information - Amendment Details Page

[Favorites](#) > [Main Menu](#) > [Customer Contracts](#) > [Review Contract Information](#) > [Amendments](#)

Inquire Contract Amendments

Amendment Details

Contract 0251022 TEA0251022
Sold To Customer FEDERAL HIGHWAY ADMINISTRATION

Contract Information

Amendment Number 0000000001 **Business Unit** VA Dept of Transportation

Amendment

Amendment Reason Decrease Trans Limit **Amendment Status** Complete
Reference ID

Amendment Date

Ready Date 12/27/2011 **Entered On** 12/27/2011 6:16PM
Amend Completion Date 12/27/2011 6:17PM **User Preparing Chg. Pkg.** LINDA.MI

Information Amended

Line Number	Field Changed	Old Value	New Value	Change Action
1	Amount	69000	23630	Update Record
2	Amount	160000	63137	Update Record



Review Contract Information – Notes Inquiry

REVISED: 02/27/2017

DESCRIPTION:

This inquiry is used to review general contract internal notes.

NAVIGATION PATH:

Main Menu > Customer Contracts > Review Contract Information > Notes

INPUT / SEARCH CRITERIA:

- Contract
- Contract Component
- Customer Name
- User ID
- Business Unit
- Contract Administrator

OUTPUT FORMAT:

Online

Screenshot of the Review Contract Information - Notes - Search Page

[Favorites](#) > [Main Menu](#) > [Customer Contracts](#) > [Review Contract Information](#) > [Notes](#)

Notes

Enter any information you have and click Search. Leave fields blank for a list of all values.

Search Criteria

Contract =
 Contract Component =
 Customer Name begins with
 User ID begins with
 Business Unit =
 Contract Administrator begins with

Case Sensitive

Limit the number of results to (up to 300):

[Basic Search](#)

Search Results

View All First 1-6 of 6 Last

Contract	Contract Component	Notes Sequence Num	Customer Name	Note Type	Date Time Added	User ID	Business Unit	Contract Administrator
0251022	Amendments	7	FEDERAL HIGHWAY ADMINISTRATION	(blank)	12/27/2011 6:18PM		50100	(blank)
0251022	Cntr Line	2	FEDERAL HIGHWAY ADMINISTRATION	(blank)	(blank)	(blank)	50100	(blank)
0251022	Cntr Line	3	FEDERAL HIGHWAY ADMINISTRATION	(blank)	(blank)	(blank)	50100	(blank)
0251022	Cntr Line	4	FEDERAL HIGHWAY ADMINISTRATION	(blank)	(blank)	(blank)	50100	(blank)
0251022	Cntr Line	5	FEDERAL HIGHWAY ADMINISTRATION	(blank)	(blank)	(blank)	50100	(blank)
0251022	Cntr Line	6	FEDERAL HIGHWAY ADMINISTRATION	(blank)	(blank)	(blank)	50100	(blank)


Screenshot of the Review Contract Information - Contract Notes Page

Navigation: Favorites ▾ | Main Menu ▾ > Customer Contracts ▾ > Review Contract Information ▾ > Notes

Contract Notes

Contract 0251022 TEA0251022
Sold To Customer FEDERAL HIGHWAY Inquire Contracts
 ADMINISTRATION

Note Text


Transaction limits decreased based on modified agreement dated 12/21/2011. 

Additional Note Information

Classification Custom

Note Type

Contract Component Amendments

Entered By 

Date Time Added 12/27/2011 6:18PM

[Add New Note](#)

[Return to Search](#) [Notify](#)



Review Contract Information – Projects/Activities Inquiry

REVISED: 03/02/2020

DESCRIPTION:

This inquiry is used to review projects and activities related to a contract. The inquiry page has four sections: (1) Contract Information, (2) Project Information, (3) Linked Activities, and (4) Non-Linked Activities.

NAVIGATION PATH:

Main Menu > Customer Contracts > Review Contract Information > Projects/Activities

INPUT / SEARCH CRITERIA:

Business Unit
 Contract
 Customer Name
 Contract Line Num
 Contract Type
 PC Business Unit
 Project
 Project Type
 Contract Administrator

OUTPUT FORMAT:

Online

Screenshot of the Review Contract Information - Projects/Activities - Search Page

[Favorites](#) > [Main Menu](#) > [Customer Contracts](#) > [Review Contract Information](#) > [Projects/Activities](#)

Projects/Activities

Enter any information you have and click Search. Leave fields blank for a list of all values.

Search Criteria

Business Unit
 Contract
 Customer Name
 Contract Line Num
 Contract Type
 PC Business Unit
 Project
 Project Type
 Contract Administrator

Case Sensitive

Limit the number of results to (up to 300):

Search Results

300 of 14857 results are displayed.

Business Unit	Contract	Customer Name	Contract Type	PC Business Unit	Project	Descr	Project Status	Project Type	Description	Contract Administrator
50100	0000000001	WISE COUNTY	R	50100	0000035956 02031146		O	CONST	9999097T96, FE101	(blank)
50100	0000000002	COUNTY BUCHANAN	O	50100	0000073753 Repair slide at Council Park		O	CONST	1030013T55,N501	(blank)
50100	0000000003	COUNTY BUCHANAN	R	50100	0000018130 02091283		O	CONST	0631013T07	(blank)
50100	0000000004	COUNTY DICKENSON	R	50100	0000035244 02031170		O	CONST	9999025T66	(blank)
50100	0000000005	COUNTY OF TAZEWELL	R	50100	0000035923 02031592		O	CONST	1202184T11	(blank)
50100	0000000006	COUNTY BUCHANAN	R	50100	0000010065 02031888		O	CONST	0651013T52	(blank)



Screenshot of the Review Contract Information - Project/Activities Page, Contract and Project Information

Favorites ▾ | Main Menu ▾ > Customer Contracts ▾ > Review Contract Information ▾ > Projects/Activities

Inquire Project/Activities

Project/Activities

COUNTY DICKENSON

Contract 0000000004

Contract Line 1

Contract Information

Business Unit VA Dept of Transportation

Contract Type Resolution

Contract Classification Standard

Product COALS_COALS_100

Product Group RTE_CONCCT

Price Type Rate

Fee Type None

Project

Description 9999025T66

Project 0000035244

PC Bus Unit VA Dept of Transportation

Project Status Open

Project Type CONSTRUCTION



Screenshot of the Review Contract Information - Project/Activities Page (scrolled down), Linked Activities

Linked Activities			
Activity	Description	Status	
501	Engineering	Inactive	^
502	Inclement Weather	Inactive	
503	Expendable Equipment	Inactive	
505	Preliminary Engr-Environmental	Inactive	
510	PrelmnrlyEngr-ScopeFieldReview	Inactive	
511	Engineering	Inactive	
512	Land	Inactive	
513	Damages	Inactive	
514	Buildings	Inactive	
515	Fences	Inactive	
516	Right-of-Way Markers	Inactive	
517	PrelmnrlyEngr-Utility Adjustmnt	Inactive	
521	Clearing and Grubbing	Inactive	
522	Earthwork	Inactive	
523	Borrow	Inactive	v



Screenshot of the Review Contract Information - Project/Activities Page (scrolled down), Non-Linked Activities

Non-Linked Activities		
Activity	Description	Status
68000	GARVEE Debt Svc	Inactive
9101	Preliminary Engineering Phase	Inactive
9102	Right of Way Phase	Inactive
9104	Construction Phase	Inactive
9111	PE Budget	Inactive
9112	RW Budget	Inactive
9161	PE Participating	Inactive
9162	RW Participating	Inactive
9164	CN Participating	Inactive
9171	PE Non Participating	Inactive
9172	RW Non Participating	Inactive
9173	IC Non Participating	Inactive
9320	Budget Activities	Active
9426	Inactive Participating	Inactive
9427	Inactive Non Participating	Inactive

[Return to Search](#) [Notify](#)



Review Contract Summary Inquiry

REVISED: 02/27/2017

DESCRIPTION:

This inquiry is used to review a contract summary.

NAVIGATION PATH:

Main Menu > Customer Contracts > Review Contract Summary

INPUT / SEARCH CRITERIA:

- Business Unit
- Contract
- Description
- Sold to Customer
- Customer Name
- Contract Status
- Processing Status
- Contract Type
- Contract Classification
- Region Code
- Contract Administrator
- Master Contract #

OUTPUT FORMAT:

Online

Screenshot of the Review Contract Summary - Search Page

Review Contract Summary

Enter any information you have and click Search. Leave fields blank for a list of all values.

Find an Existing Value

Search Criteria

Business Unit = 50100

Contract begins with 025108

Description begins with

Sold To Customer begins with

Customer Name begins with

Contract Status begins with

Processing Status =

Contract Type begins with

Contract Classification =

Region Code begins with

Contract Administrator begins with

Master Contract # begins with

Case Sensitive

Limit the number of results to (up to 300): 300

Search Clear Basic Search Save Search Criteria

Search Results

View All

Contract	Description	Sold To Customer	Customer Name	Contract Status	Processing Status	Contract Type	Contract Classification	Region Code	Contract Administrator	Master Contract #	Separate Fixed Bill and Rev	Separate As Incur Bill and Rev
0251060	**SEEINTERNALNOTES**FH-0251060	0000055002	FEDERAL HIGHWAY ADMINISTRATION	ACTIVE	Active	F	Govemnt	(blank)	(blank)	(blank)	N	N
0251062	TEA-0251062	0000055002	FEDERAL HIGHWAY ADMINISTRATION	FV ACCEPTED	Closed	F	Govemnt	(blank)	(blank)	(blank)	N	N
0251064	BR-0251064	0000055002	FEDERAL HIGHWAY ADMINISTRATION	FV ACCEPTED	Closed	F	Govemnt	(blank)	(blank)	(blank)	N	N
0251066	BR-0251066	0000055002	FEDERAL HIGHWAY ADMINISTRATION	FV ACCEPTED	Closed	F	Govemnt	(blank)	(blank)	(blank)	N	N
0251068	APD-0251068	0000055002	FEDERAL HIGHWAY ADMINISTRATION	WITHDRAWN	Active	F	Govemnt	(blank)	(blank)	(blank)	N	N
0251067	BR-0251067	0000055002	FEDERAL HIGHWAY ADMINISTRATION	FV ACCEPTED	Closed	F	Govemnt	(blank)	(blank)	(blank)	N	N
0251068	STP-0251068	0000055002	FEDERAL HIGHWAY ADMINISTRATION	FV ACCEPTED	Closed	F	Govemnt	(blank)	(blank)	(blank)	N	N
0251069	STP-0251069	0000055002	FEDERAL HIGHWAY ADMINISTRATION	ACTIVE	Active	F	Govemnt	(blank)	(blank)	(blank)	N	N



Screenshot of the Review Contract Summary Page

[Favorites](#) > [Main Menu](#) > [Customer Contracts](#) > [Review Contract Summary](#)

Review Contract Summary

Contract Number 0251062	Currency USD	Amendment Number 0000000001
Contract Type F	Business Unit 50100	Contract Signed 12/31/2011
Contract Class Government	Region Code	Amendment Date 08/17/2016
Contract Status FV ACCEPTED	Customer FEDERAL HIGHWAY ADMINISTRATION	Proposal ID \$1,023,833.00

Summary

Total Billed	1,023,833.45	Total Revenue Recognized	1,023,833.45
Total Collected	0.00	Revenue Forecasted	0.00

Awarded Amounts		Funded and Revenue Amounts		
			Funded	Revenue
Awarded Cost	0.00	Cost	0.00	0.00
Awarded Fee	0.00	Fee	0.00	0.00
Awarded T&M	0.00	T&M	0.00	0.00
Subtotal	0.00	Subtotal	0.00	0.00
Fixed Price (Less Inclusive Prepays)	0.00	Fixed Price (Less Inclusive Prepays)	0.00	0.00
Total	0.00	Total	0.00	0.00

Contract Lines

Personalize | Find | First 1 of 1 Last

Line	Product	Status	Price Type	Fee Type	Awarded Amount	Revenue Limit	Estimated Amount	Start Date	End Date	Billing Plan	Revenue Plan
1	Federal Aid & Stimulus	Active	Rate	None	0.00	0.00	0.00	12/13/2011		Completed	Completed

Related Projects			
PC Business Unit	Project	Description	Project Status
50100	0000082230	EN02-025-102, C502	Open

Contract Milestones			
Milestone ID	Milestone Status	Billing Impact	Revenue Impact
None		No	No

[Return to Search](#) | [Previous in List](#) | [Next in List](#) | [Refresh](#)



Review Revenue - As Incurred Inquiry

REVISED: 02/28/2017

DESCRIPTION:

This inquiry is used to review revenue plans with the as-incurred recognition method.

NAVIGATION PATH:

Main Menu > Customer Contracts > Review Revenue > As Incurred

INPUT / SEARCH CRITERIA:

GL Business Unit
 PC Business Unit
 Contract
 Contract Classification
 Revenue Plan
 Fee Type [various checkboxes]

OUTPUT FORMAT:

Online

Screenshot of the Review Revenue - As Incurred - Search Page

Search Criteria

GL Business Unit: 50100
 PC Business Unit: 50100
 Contract: 000001426
 Contract Classification: [Dropdown]
 Revenue Plan: [Text Box]

Fee Type

- None
- Fixed Fee
- Award Fee
- Incentive Fee
- Other Fee

Table Data:

Contract	Select	PC Business Unit	Project	Activity	Transaction ID	Accounting Date	Discount ID	Amount	Currency
000001426	<input type="checkbox"/>	50100	0000082839	731	65322919	02/06/2012		-232,493.00	USD
000001426	<input type="checkbox"/>	50100	0000082839	731	75920770	04/16/2012		232,493.00	USD
000001426	<input type="checkbox"/>	50100	0000082839	74211	110772744	08/03/2012		-194,539.66	USD
000001426	<input type="checkbox"/>	50100	0000082839	74211	137125968	10/25/2012		43,000.66	USD
000001426	<input type="checkbox"/>	50100	0000082839	74211	144056017	11/01/2012		-255,266.00	USD
000001426	<input type="checkbox"/>	50100	0000082839	74211	177113638	01/30/2013		-237,929.00	USD
000001426	<input type="checkbox"/>	50100	0000082839	74211	209149143	05/02/2013		-314,852.00	USD
000001426	<input type="checkbox"/>	50100	0000082839	74211	216191748	06/30/2013		15,000.00	USD
000001426	<input type="checkbox"/>	50100	0000082839	74211	219343169	07/30/2013		-240,411.00	USD
000001426	<input type="checkbox"/>	50100	0000082839	74211	221489152	08/15/2013		-114,764.00	USD
000001426	<input type="checkbox"/>	50100	0000082839	74211	224569985	10/23/2013		-80,306.00	USD
000001426	<input type="checkbox"/>	50100	0000082839	74211	228891729	01/31/2014		-325,273.00	USD
000001426	<input type="checkbox"/>	50100	0000082839	74211	230388102	03/12/2014		-151,054.00	USD
000001426	<input type="checkbox"/>	50100	0000082839	74211	231763395	03/20/2014		-114,879.00	USD
000001426	<input type="checkbox"/>	50100	0000082839	74211	237276702	06/23/2014		-160,873.00	USD

Buttons: Redistribute, Notify, Refresh



Review Revenue - As Incurred Journal Accounting Lines Inquiry

REVISED: 02/28/2017

DESCRIPTION:

This inquiry is used to review rate-based contract line journal entry details.

NAVIGATION PATH:

Main Menu > Customer Contracts > Review Revenue > As Incurred Acctg Lines

INPUT / SEARCH CRITERIA:

- GL Business Unit
- Journal ID
- Journal Date
- GL Journal Line Number
- Ledger
- PC Business Unit
- Project
- Contract Number
- Contract Line Num

OUTPUT FORMAT:

Online

Screenshot of the Review Revenue - As Incurred Acctg Lines - Search Page

[Favorites](#) > [Main Menu](#) > [Customer Contracts](#) > [Review Revenue](#) > [As Incurred Acctg Lines](#)

As Incurred Acctg Lines

Enter any information you have and click Search. Leave fields blank for a list of all values.

[Find an Existing Value](#)

Search Criteria

GL Business Unit =
 Journal ID begins with
 Journal Date =
 GL Journal Line Number =
 Ledger begins with
 PC Business Unit begins with
 Project begins with
 Contract Number begins with
 Contract Line Num =

Limit the number of results to (up to 300):

[Basic Search](#)

Search Results

[View All](#) First 1-100 of 168 Last

GL Business Unit	Journal ID	Journal Date	GL Journal Line Number	Ledger	PC Business Unit	Project	Contract Number	Contract Line Num
50100	CAREV23163	07/31/2013	101	ACTUALS	50100	0000005105	0828021	1
50100	CAREV23163	07/31/2013	102	ACTUALS	50100	0000005105	0828021	1
50100	CAREV23163	07/31/2013	103	ACTUALS	50100	0000005105	0828021	1
50100	CAREV23163	07/31/2013	104	ACTUALS	50100	0000005105	0828021	1



Screenshot of the As Incurred Journal Accounting Lines Page

[Favorites](#) > [Main Menu](#) > [Customer Contracts](#) > [Review Revenue](#) > [As Incurred Acctg Lines](#)

As Incurred Journal Accounting Lines

Journal ID
 Business Unit 50100 Journal CAREV23163 Date 07/31/2013 [GL Journal](#)
 Ledger ACTUALS **Line 101** Line Descr CA Revenue

Chartfields Personalize | Find | View All | | First 1 of 1 Last

Account	Fund	Program	Department	Cost Center	Task	FIPS	Asset	Agency Use 1	Agency Use 2	PC Business Unit	Project	Age
112061	04010		18004			165				50100	0000005105	6

Base Currency USD **Base Amount** 280,665.71
Currency USD **Transaction Amount** 280,665.71
Statistics Code **Statistic Amount**

Line Details Personalize | Find | View All | | First 1-2 of 4 Last

[Details](#)

Journal ID	Journal Date	Account	Fund	Program	Department	Cost Center	Task	FIPS	Asset	Agency Use 1	Age
CAREV23163	07/31/2013	112061	04010		18004			165			
CAREV23163	07/31/2013	112061	04010		18004			165			

[Save](#) [Return to Search](#) [Notify](#)



Review Revenue – Events Inquiry

REVISED: 02/28/2017

DESCRIPTION:

This inquiry is used to review event-based revenue plans, update event statuses, and initiate reversals.

NAVIGATION PATH:

Main Menu > Customer Contracts > Review Revenue > Events

INPUT / SEARCH CRITERIA:

- Business Unit
- Revenue Plan
- GL Business Unit
- PC Business Unit
- Contract
- Contract Classification
- Plan Status
- Hold [checkbox]
- Sold To Customer
- Method [various checkboxes]
- Fee Type [various checkboxes]

OUTPUT FORMAT:

Online

Screenshot of the Review Revenue - Events - Search Page

The screenshot shows the 'Review Revenue - Events' search page. The search criteria section includes fields for Business Unit (50100), Revenue Plan, GL Business Unit, PC Business Unit, Contract (0000001425), Contract Classification, Plan Status (Hold), and Sold To Customer. There are checkboxes for Method (Milestone, Percent Complete, Apportionment, As Incurred) and Fee Type (None, Fixed Fee, Award Fee, Incentive Fee, Other Fee). Below the search criteria is a table of events with columns for Business Unit, Customer, Contract, Revenue Plan, Plan Description, Plan Status, Method, Event, Event Status, Hold, Hold Date, OL Unit, Amount, Currency, and Fee Type. The table contains 12 rows of data. At the bottom, there are 'Select All' and 'Clear All' buttons, and an 'Update Events' section with radio buttons for Pending, Ready, and Reversal Initiated, along with an 'Accounting Date' field set to 01/16/2020 and an 'Update Event Status' button.

Business Unit	Customer	Contract	Revenue Plan	Plan Description	Plan Status	Method	Event	Event Status	Hold	Hold Date	OL Unit	Amount	Currency	Fee Type
<input type="checkbox"/>	50100	0000133944	0000001425	R101	Amount Based - Milestone	In Progress	Milestone	1 Completed	<input type="checkbox"/>	09/26/2012	50100	\$1,535,427.00	USD	None
<input type="checkbox"/>	50100	0000133944	0000001425	R101	Amount Based - Milestone	In Progress	Milestone	2 Completed	<input type="checkbox"/>	09/26/2012	50100	\$1,300,749.00	USD	None
<input type="checkbox"/>	50100	0000133944	0000001425	R101	Amount Based - Milestone	In Progress	Milestone	3 Completed	<input type="checkbox"/>	09/26/2012	50100	\$346,144.00	USD	None
<input type="checkbox"/>	50100	0000133944	0000001425	R101	Amount Based - Milestone	In Progress	Milestone	4 Completed	<input type="checkbox"/>	09/26/2012	50100	\$3,286,341.00	USD	None
<input type="checkbox"/>	50100	0000133944	0000001425	R101	Amount Based - Milestone	In Progress	Milestone	5 Completed	<input type="checkbox"/>	09/26/2012	50100	\$1,107,070.00	USD	None
<input type="checkbox"/>	50100	0000133944	0000001425	R101	Amount Based - Milestone	In Progress	Milestone	6 Completed	<input type="checkbox"/>	09/26/2012	50100	\$1,115,096.00	USD	None
<input type="checkbox"/>	50100	0000133944	0000001425	R101	Amount Based - Milestone	In Progress	Milestone	7 Completed	<input type="checkbox"/>	09/26/2012	50100	\$906,658.00	USD	None
<input type="checkbox"/>	50100	0000133944	0000001425	R101	Amount Based - Milestone	In Progress	Milestone	8 Completed	<input type="checkbox"/>	09/26/2012	50100	\$125,210.50	USD	None
<input type="checkbox"/>	50100	0000133944	0000001425	R101	Amount Based - Milestone	In Progress	Milestone	9 Completed	<input type="checkbox"/>	09/26/2012	50100	\$80.50	USD	None
<input type="checkbox"/>	50100	0000133944	0000001425	R101	Amount Based - Milestone	In Progress	Milestone	10 Completed	<input type="checkbox"/>	09/26/2012	50100	\$3,013.00	USD	None
<input type="checkbox"/>	50100	0000133944	0000001425	R101	Amount Based - Milestone	In Progress	Milestone	11 Pending	<input type="checkbox"/>	09/26/2012	50100		USD	None
<input type="checkbox"/>	50100	0000133944	0000001425	R101	Amount Based - Milestone	In Progress	Milestone	12 Completed	<input type="checkbox"/>	09/26/2012	50100	\$549,710.00	USD	None



Review Revenue - Fixed Amount Accounting Lines Inquiry

REVISED: 01/15/2020

DESCRIPTION:

This inquiry is used to review fixed-fee contract line journal entry details.

NAVIGATION PATH:

Main Menu > Customer Contracts > Review Revenue > Fixed Amount Accounting Lines

INPUT / SEARCH CRITERIA:

Business Unit
Journal ID
Journal Date
GL Journal Line Number
Ledger
Contracts Business Unit
Contract
Contract Line Num

OUTPUT FORMAT:

Online

Screenshot of the Review Revenue - Fixed Amount Accounting Lines - Search Page

[Favorites](#) > [Main Menu](#) > [Customer Contracts](#) > [Review Revenue](#) > [Fixed Amount Accounting Lines](#)

Fixed Amount Acctg Lines

Enter any information you have and click Search. Leave fields blank for a list of all values.

[Find an Existing Value](#)

Search Criteria

Business Unit =
 Journal ID begins with
 Journal Date =
 GL Journal Line Number =
 Ledger begins with
 Contracts Business Unit begins with
 Contract begins with
 Contract Line Num =

Case Sensitive

Limit the number of results to (up to 300):

[Basic Search](#)
[Save Search Criteria](#)

Search Results

300 of 1947 results are displayed.

View All First 1-100 of 300 Last

Business Unit	Journal ID	Journal Date	GL Journal Line Number	Ledger	Contracts Business Unit	Contract	Contract Line Num
50100	CA00003165	03/26/2012	1	ACTUALS	50100	0000001423	3
50100	CA00003165	03/26/2012	2	ACTUALS	50100	0000001423	3
50100	CA00005505	05/21/2012	1	ACTUALS	50100	0000001450	1



Screenshot of the Fixed Amount Accounting Lines Page

[Favorites](#) > [Main Menu](#) > [Customer Contracts](#) > [Review Revenue](#) > [Fixed Amount Accounting Lines](#)

Fixed Amount Accounting Lines

Journal ID
 Business Unit 50100 Journal CA00003165 Date 03/28/2012 GL Journal
 Ledger ACTUALS **Line 1** Line Descr CA Deferred

Chartfields Personalize | Find | View All | | First 1 of 1 Last

Account	Fund	Program	Department	Cost Center	Task	FIPS	Asset	Agency Use 1	Agency Use 2	PC Business Unit	Project
112082	04720		15000								0000052058

Base Currency USD Base Amount 5,080,950.00
 Currency USD Transaction Amount 5,080,950.00
 Statistics Code Statistic Amount

Contract Details Personalize | Find | View All | | First 1 of 1 Last

[Details](#)

Business Unit	Contract	Contract Line Num	Amount	Base Currency	Amount	Foreign Currency Code	Account	Fund	Progr
50100	0000001423	3	5080950.00	USD	5080950.00	USD	112082	04720	

[Save](#) [Return to Search](#) [Notify](#)



Review Revenue – History Inquiry

REVISED: 03/01/2017

DESCRIPTION:

This inquiry is used to review a history of revenue recognized and adjusted by revenue plan.

NAVIGATION PATH:

Main Menu > Customer Contracts > Review Revenue > History

INPUT / SEARCH CRITERIA:

Business Unit
Contract
Revenue Plan
Revenue Plan Status
Contract Administrator

OUTPUT FORMAT:

Online

Screenshot of the Review Revenue - History - Search Page

[Favorites](#) > [Main Menu](#) > [Customer Contracts](#) > [Review Revenue](#) > [History](#)

History

Enter any information you have and click Search. Leave fields blank for a list of all values.

[Find an Existing Value](#)

Search Criteria

Business Unit =

Contract begins with

Revenue Plan begins with

Revenue Plan Status =

Contract Administrator begins with

Case Sensitive

Limit the number of results to (up to 300):

[Basic Search](#)
[Save Search Criteria](#)

Search Results

View All First 1 of 1 Last

Business Unit	Contract	Revenue Plan	Revenue Plan Status	Contract Administrator
50100	0000001425	R101	In Prog.	(blank)



Screenshot of the Fixed Fee Revenue History Page

[Favorites](#) > [Main Menu](#) > [Customer Contracts](#) > [Review Revenue](#) > [History](#)

Fixed Amount Revenue History

Contract 000001425 Business Unit 50100 Currency USD
 Sold To Customer 0000133944 METROPOLITAN WASHINGTON AIRPORT AUTH GL Business Unit 50100
 Revenue Plan R101 GL Currency USD

Revenue Plan History Find | View All First 1 of 11 Last

Contract Line Num	1	Event Number	1	Amount	1,535,426.90						
Revenue Personalize Find First 1-2 of 2 Last											
Details											
Dist Seq #	GL Unit	Discount ID	Amount	Base Amount	Account	Fund	Program	Department	Cost Center	Task	FIP #
1	50100		-1,535,427.00	-1,535,427.00	4004001	04720		19000			
1	50100		0.10	0.10	4004001	04720		19000			
Contract Liability Personalize Find First 1 of 1 Last											
Details											
Dist Seq #	GL Unit	Discount ID	Amount	Base Amount	Account	Fund	Program	Department	Cost Center	Task	FIP #
Contract Asset Personalize Find First 1-2 of 2 Last											
Details											
Dist Seq #	GL Unit	Discount ID	Amount	Base Amount	Account	Fund	Program	Department	Cost Center	Task	FIP #
1	50100		1,535,427.00	1,535,427.00	112064	04720		19000			
1	50100		-0.10	-0.10	112064	04720		19000			

[Return to Search](#) [Notify](#)



Review Revenue – Plans Inquiry

REVISED: 02/28/2017

DESCRIPTION:

This inquiry is used to review revenue information, events, and history for processing or reversal.

NAVIGATION PATH:

Main Menu > Customer Contracts > Review Revenue > Plans

INPUT / SEARCH CRITERIA:

Business Unit
 Revenue Plan
 GL Business Unit
 PC Business Unit
 Contract
 Contract Classification
 Plan Status,
 Hold [checkbox]
 Sold To Customer
 Method [various checkboxes]
 Fee Type [various checkboxes]

OUTPUT FORMAT:

Online

Screenshot of the Review Revenue - Plans - Search Page

Search Criteria

*Business Unit: 50100
 Revenue Plan:
 GL Business Unit:
 PC Business Unit:
 Contract: 0000001425
 Contract Classification:
 Plan Status:
 Hold:
 Sold To Customer:
 Method: Milestone, Percent Complete, Apportionment, As Incurred
 Fee Type: None, Fixed Fee, Award Fee, Incentive Fee, Other Fee

Plans

Business Unit	Customer	Contract	Plan	Plan Description	Status	Revenue Method	Revenue Amount	Amt Recog	Processed On
50100	0000133944	0000001425	R101	Amount Based - Milestone	In Progress	Milestone	10,275,698.36	10275698.36	09/26/2012

Select All Clear All

Update Plans

Pending
 Ready
 Reversal in Progress

Accounting Date: 01/16/2020

Update Plan Status



Screenshot of the Revenue Plan Page

[Favorites](#) > [Main Menu](#) > [Customer Contracts](#) > [Review Revenue](#) > [Plans](#) > [Define Revenue Plan](#)

Revenue Plan

Revenue Plan
 Contract 0000001425 Business Unit 50100 Currency USD
 Sold To Customer 0000133944 METROPOLITAN WASHINGTON AIRPORT AUTH GL Business Unit 50100
 Revenue Plan < R101 > GL Currency USD

Description Amount Based - Milestone Plan Status In Progress Actions
 Recognition Method Milestone Hold

Define Events By

Percent
 Amount

Internal Notes Preview Revenue

Add Milestone Amendment Event Detail

Amount Detail

Total Amount	10,275,698.36
Remaining Amount	0.00

Event Detail Personalize | Find | View All | | First 1-12 of 12 Last

Event	Event Type	Event Status	Accounting Date		Amount	Amendment Amt
1	Date	Completed	01/17/2012	Event Note	1,535,427.00	-0.10
2	Date	Completed	02/17/2012	Event Note	1,300,749.00	-0.08
3	Date	Completed	03/17/2012	Event Note	346,144.00	-0.02
4	Date	Completed	04/17/2012	Event Note	3,286,341.00	-0.20
5	Date	Completed	05/17/2012	Event Note	1,107,070.00	-0.07
6	Date	Completed	06/17/2012	Event Note	1,115,096.00	-0.07
7	Date	Completed	07/17/2012	Event Note	906,856.00	-0.06
8	Date	Completed	08/17/2012	Event Note	125,210.50	-0.01
9	Date	Completed	08/24/2012	Event Note	80.50	
10	Date	Completed	09/07/2012	Event Note	3,013.00	
11	Date	Pending	03/17/2012	Event Note	0.00	
12	Date	Completed	03/18/2012	Event Note	549,710.00	-0.03

Return to Plans



Transactions In Progress Inquiry

REVISED: 03/01/2017

DESCRIPTION:

This inquiry is used to view transactions coming from other modules that are in progress (e.g., a GL journal that is posted but has not been distributed in Project Costing).

NAVIGATION PATH:

Main Menu > Project Costing > Interactive Reports > Transactions In Progress

INPUT / SEARCH CRITERIA:

Transactions In Progress (select the type of transaction)
Days Inactive Range
Business Unit
Project
Activity
Project Type
Analysis Group
Project Status
Source Type
Category
Subcategory
My Projects [checkbox]
Employee ID
Manager Name
Date Options (All, Accounting Date, Transaction)
Date, From Date, Through Date
Journal Header Status

OUTPUT FORMAT:

Online

ADDITIONAL INFORMATION:

This inquiry consists of a two-step search. Select the **Transactions In Progress** type and then enter additional search criteria on the **Transactions In Progress** page.

Screenshot of the Transactions In Progress - Initial Search Page



Screenshot of the Transactions In Progress - Search Page

[Favorites](#) > [Main Menu](#) > [Project Costing](#) > [Interactive Reports](#) > [Transactions In Progress](#)

Transactions In Progress

User ID Name

Transactions in Progress Posted Journals not transmitted to Projects

Selection Parameters

Days Inactive Range

Specify at least one of the following criteria Business Unit, My Projects, or Project Manager before pressing, "Search".

Project Cost Specific

Business Unit Project Status
 Project Source Type
 Activity Category
 Project Type Subcategory
 Analysis Group

Employee Specific

My Projects

Employee ID Manager Name

Date Options

All From Date
 Accounting Date Through Date
 Transaction Date

Feeder System Options

Journal Header Status

Transactions Personalize | Find | View All | First 1-20 of 20 Last

System Source	Project Business Unit	Project	Activity	Source Amount	Currency Code
PS/GL Journal Entry Page	50100	0000106010	66215	500,000.00	USD
PS/GL Journal Entry Page	50100	0000106010	66215	500,000.00	USD
PS/GL Copy Journal	50100	0000109589	618	1,676.54	USD
PS/GL Copy Journal	50100	0000109589	618	1,282.04	USD
PS/GL Copy Journal	50100	0000109589	618	598.73	USD
PS/GL Copy Journal	50100	0000109589	618	104.40	USD
PS/GL Copy Journal	50100	0000109589	618	7,509.30	USD
PS/GL Copy Journal	50100	0000109589	618	3,409.70	USD
PS/GL Copy Journal	50100	0000109589	618	57.32	USD
PS/GL Copy Journal	50100	0000109589	618	27.41	USD
PS/GL Copy Journal	50100	0000109589	618	4.78	USD
PS/GL Copy Journal	50100	0000109589	618	82.48	USD
PS/GL Copy Journal	50100	0000109589	618	362.10	USD
PS/GL Copy Journal	50100	0000109589	618	156.10	USD
PS/GL Spreadsheet Journal	50100	0000084836	802	-3,270.35	USD

Totals

Distributed to GL Amount	Total CR Amount	3,841.74
Not Distributed to GL Amount	Total DR Amount	1,019,482.65
Total Amount	Currency Code	USD



Vouchers by Activity Inquiry

REVISED: 03/02/2017

DESCRIPTION:

This inquiry is used to review project cost transactions related to vouchers.

NAVIGATION PATH:

Main Menu > Project Costing > Review Costs > Accumulated Costs > Vouchers by Activity

INPUT / SEARCH CRITERIA:

- Business Unit
- Project
- Activity
- WBS ID
- Project Description
- Activity Description
- Activity Type
- Status as of Effective Date
- Activity Owner
- New Milestone

OUTPUT FORMAT:

Online

Screenshot of the Vouchers by Activity - Search Page

[Favorites](#) > [Main Menu](#) > [Project Costing](#) > [Review Costs](#) > [Accumulated Costs](#) > [Vouchers by Activity](#)

Vouchers by Activity

Enter any information you have and click Search. Leave fields blank for a list of all values.

Search Criteria

Business Unit =
 Project begins with
 Activity begins with
 WBS ID begins with
 Project Description begins with
 Activity Description begins with
 Activity Type begins with
 Status as of Effective Date =
 Activity Owner begins with
 New Milestone =

Case Sensitive

Limit the number of results to (up to 300):

[Basic Search](#)

Search Results

View All First 1-100 of 289 Last

Business Unit	Project	Row Number	WBS ID	Activity	Project Description	Activity Description	Activity Type	Status as of Effective Date	Activity Owner	New Milestone
50100	0000095952	3	1.1.1	602	0029-071-881,P101,R201,C501	PE/Constr - Constr on PE Job	9101	Inactive	(blank)	(blank)
50100	0000095952	4	1.1.2	606	0029-071-881,P101,R201,C501	Advanced R/W Prior to Acq.	9101	Inactive	(blank)	(blank)
50100	0000095952	5	1.1.3	607	0029-071-881,P101,R201,C501	R/W Stakeout for Cond. and App	9101	Inactive	(blank)	(blank)
50100	0000095952	6	1.1.4	608	0029-071-881,P101,R201,C501	Const. Stakeout Prior to Award	9101	Inactive	(blank)	(blank)
50100	0000095952	7	1.1.5	609	0029-071-881,P101,R201,C501	P.E. Educational Courses	9101	Inactive	(blank)	(blank)



Screenshot of the Vouchers by Activity Page

[Favorites](#) > [Main Menu](#) > [Project Costing](#) > [Review Costs](#) > [Accumulated Costs](#) > [Vouchers by Activity](#)

Vouchers by Activity

Project 0000095952 Description 0029-071-681,P101,R201,C501
 Activity 602 Description

Vouchers							Personalize Find View All [Print] [Refresh]	First	1-5 of 5	Last
Analysis Type	Voucher ID	Supplier ID	Currency	Unit of Measure	Quantity	Amount				
ACT	00331421	0000031637	USD	HUR		4,137.70	[Print]			
ACT	00505544	0000025596	USD	HUR		1,107.63	[Print]			
ACT	00517586	0000025596	USD	HUR		1,713.20	[Print]			
ACT	00533777	0000025596	USD	HUR		225.67	[Print]			
ACT	00578800	0000031637	USD	HUR		1,205.71	[Print]			

[Return to Search](#) [Notify](#)

Screenshot of the Voucher Accounting Entries Page for the Selected Voucher

[Favorites](#) > [Main Menu](#) > [Project Costing](#) > [Review Costs](#) > [Accumulated Costs](#) > [Vouchers by Activity](#) > [Accounting Entries](#)

Voucher Accounting Entries

*Business Unit **Voucher ID** Invoice Number
 *Accounting Line View Option Invoice Date 04/18/2014 Show Foreign Currency
 Supplier ID 0000031637 *Sort By [Search](#) [Reset](#)
 Supplier Name A Morton Thomas & Associates Inc

Accounting Information Find | View All First 1 of 2 Last

Posting Process AP Accrual GL Dist Status Distributed Posting Date 05/08/2014

Accounting Information							Personalize Find View All [Print] [Refresh]	First	1-10 of 10	Last
Description	Monetary Amount	Currency Code	Ledger	GL Unit	Accounting Date					
Accounts Payable	-636.65	USD	ACTUALS	50100	05/07/2014					
ENGINEERING SERVICES, PROFESSI	636.65	USD	ACTUALS	50100	05/07/2014					
Accounts Payable	-32,219.23	USD	ACTUALS	50100	05/07/2014					
ENGINEERING SERVICES, PROFESSI	32,219.23	USD	ACTUALS	50100	05/07/2014					
Accounts Payable	-454.75	USD	ACTUALS	50100	05/07/2014					
ENGINEERING SERVICES, PROFESSI	454.75	USD	ACTUALS	50100	05/07/2014					
Accounts Payable	-6,234.81	USD	ACTUALS	50100	05/07/2014					
ENGINEERING SERVICES, PROFESSI	6,234.81	USD	ACTUALS	50100	05/07/2014					
Accounts Payable	-2,298.72	USD	ACTUALS	50100	05/07/2014					
ENGINEERING SERVICES, PROFESSI	2,298.72	USD	ACTUALS	50100	05/07/2014					



Project Accounting Queries

<This page is intended to be blank>



Allowable Unallowable Accounts Query (V_PA_PROJ_EXPENDITURE_ACCTS)

REVISED: 01/15/2020

DESCRIPTION:

This query displays detail project expenditures at the journal level classified as either allowable or unallowable. The query can be used to track and monitor project expenditures classified as allowable and unallowable expenditures and to review project expenditures during the final voucher processing to close out a Federal project.

NAVIGATION PATH:

Main Menu > Reporting Tools > Query > Query Viewer > V_PA_PROJ_EXPENDITURE_ACCTS

INPUT / SEARCH CRITERIA:

PC Business Unit
 Project ID (% for All)
 Activity Type (% for All)
 From Accounting Date
 To Accounting Date
 Allowable / Unallowable (% for All)

OUTPUT FORMAT:

HTML
 Excel
 CSV

Screenshot of the Allowable Unallowable Accounts Query Page

V_PA_PROJ_EXPENDITURE_ACCTS - Allowable Unallowable Accounts

PC Business Unit

Project ID (% for All) %

Activity Type (% for All) %

From Accounting Date

To Accounting Date

Allowable / Unallowable / % %

Download results in : [Excel Spreadsheet](#) [CSV Text File](#) [XML File \(15360 kb\)](#)

View All First 1-100 of 30476

Row	JournalID	Journal Date	Accounting Date	Accounting Period	Fiscal Year	Business Unit	Project	Activity	Analysis Type	Account	Account Description	Fund	Department	Program	FIPS	Agency Use 1	Task	Asset	Route	Contract	Amount	Allowable		
1	ALC0000007	01/31/2019	01/31/2019		7	2019 50100	0000000260	678	ATE	5011110	Employer Retire Contrib-Def Ben	04720	11011	603024	191							88.71	Y	
2	ALC0000009	01/31/2019	01/31/2019		7	2019 50100	0000000260	678	ATE	5011120	Salary Social Security&Medicare	04720	11011	603024	191								41.29	Y
3	ALC0000005	01/31/2019	01/31/2019		7	2019 50100	0000000260	678	ATE	5011140	Group Life Insurance	04720	11011	603024	191								7.36	Y
4	ALC0000006	01/31/2019	01/31/2019		7	2019 50100	0000000260	678	ATE	5011150	Employer Health Ins Premium	04720	11011	603024	191								136.13	Y
5			01/16/2019		0	0 50100	0000000260	678	PAY	5011230	Salaries, Classified	04720	11011	603024	191								92.98	Y
6			01/16/2019		0	0 50100	0000000260	678	PAY	5011230	Salaries, Classified	04720	11011	603024	191								61.99	Y
7			01/16/2019		0	0 50100	0000000260	678	PAY	5011230	Salaries, Classified	04720	11011	603024	191								309.95	Y
8			01/16/2019		0	0 50100	0000000260	678	PAY	5011230	Salaries, Classified	04720	11011	603024	191								30.99	Y
9			01/16/2019		0	0 50100	0000000260	678	PAY	5011230	Salaries, Classified	04720	11011	603024	191								61.99	Y
10	ALC0000004	01/31/2019	01/31/2019		7	2019 50100	0000000260	678	ATE	50112301	Salaries, Non-Productive Time	04720	11011	603024	191								19.19	Y
11	ALC0000003	01/31/2019	01/31/2019		7	2019 50100	0000000260	678	ATE	50112301	Salaries, Non-Productive Time	04720	11011	603024	191								83.69	Y
12	ALC0000002	01/31/2019	01/31/2019		7	2019 50100	0000000260	678	ATE	50112301	Salaries, Non-Productive Time	04720	11011	603024	191								59.53	Y
13	ALC0000001	01/31/2019	01/31/2019		7	2019 50100	0000000260	678	ATE	50112301	Salaries, Non-Productive Time	04720	11011	603024	191								61.70	Y
14	AP01242735	06/17/2019	06/14/2019		12	2019 50100	0000000260	753	ACT	5012430	Attorney Services	04720	11011	603024	191								357.00	Y
15	AP01184170	04/16/2019	04/16/2019		10	2019 50100	0000000260	753	ACT	5012430	Attorney Services	04720	11011	603024	191								273.00	Y



Bill History by Contract Query (V_PA_BILL_HIST_CONTRACT)

REVISED: 01/15/2020

DESCRIPTION:

This query displays the billing history for a contract and can be used to review and monitor the billing history for a contract.

NAVIGATION PATH:

Main Menu > Reporting Tools > Query > Query Viewer > V_PA_BILL_HIST_CONTRACT

INPUT / SEARCH CRITERIA:

Business Unit
Contract ID

OUTPUT FORMAT:

HTML
Excel
CSV

Screenshot of the Bill History by Contract Query Page

Row	Business Unit	Contract ID	Project	Appropriation Code	Invoice	Invoice Date	Target Payment	LTD Billed Amount	Invoiced Amount	Payment Date
1	50100	0000001499	0000081539	MG&SE	MGSE000438	05/01/2013		6842.17	439.37	05/21/2013
2	50100	0000001499	0000081539	MG&SE	MGSE000526	06/28/2013		6842.17	470.11	07/19/2013
3	50100	0000001499	0000081539	MG&SE	MGSE001844	10/03/2016		6842.17	1211.86	10/24/2016
4	50100	0000001499	0000081539	MG&SE	MGSE001896	11/01/2016		6842.17	-164.21	04/25/2017
5	50100	0000001499	0000081539	MG&SE	MGSE001949	01/03/2017		6842.17	202.13	02/08/2017
6	50100	0000001499	0000081539	MG&SE	MGSE001992	02/01/2017		6842.17	1330.04	04/25/2017
7	50100	0000001499	0000081539	MG&SE	MGSE002022	04/04/2017		6842.17	848.85	04/25/2017
8	50100	0000001499	0000081539	MG&SE	MGSE002074	05/02/2017		6842.17	1655.52	07/18/2017
9	50100	0000001499	0000081539	MG&SE	MGSE002085	06/02/2017		6842.17	140.12	07/18/2017
10	50100	0000001499	0000081539	MG&SE	MGSE002738	03/04/2019		6842.17	245.65	03/19/2019
11	50100	0000001499	0000081539	MG&SE	MGSE002766	04/02/2019		6842.17	245.65	04/16/2019
12	50100	0000001499	0000081539	MG&SE	MGSE002781	05/02/2019		6842.17	217.08	05/28/2019

Billing Adjustment Validation Query (V_PA_BILLING_ADJUSTMENTS)

REVISED: 01/15/2020

DESCRIPTION:

This query displays data that can be used to verify billing adjustments.

NAVIGATION PATH:

Main Menu > Reporting Tools > Query > Query Viewer > V_PA_BILLING_ADJUSTMENTS

INPUT / SEARCH CRITERIA:

User ID (% of all)
Invoice Status
Business Unit
Invoice (% for all)
Contract Type (% for all)
Bill Source (% for all)
Accounting Date From

OUTPUT FORMAT:

HTML
Excel
CSV



INPUT / SEARCH CRITERIA:
Accounting Date To

OUTPUT FORMAT:

Screenshot of the Billing Adjustment Validation Query Page

V_PA_BILLING_ADJUSTMENTS - Billing Adjustment Validation

User ID (% for all) x

Invoice Status

Business Unit

Invoice (% for all)

Contract Type (% for all)

Bill Source (% for all)

Accounting Date From

Accounting Date To

Download results in : [Excel Spreadsheet](#) [CSV Text File](#) [XML File \(142 kb\)](#)

[View All](#)

Row	Business Unit	Invoice	Description	Invoice Line	Net Extended Amount	Contracts Business Unit	Contract #	Contract Type	Billing Plan ID	Contract Date	Accounting Date	Contract Line Num	PC Business Unit	Project
1	50100	EMS000244	EQUIPPROPDMGST-Salem	1	33862.550						11/12/2019	0		
2	50100	FED002656	Billing Adjustment M3E1 @ 80%	1	-0.040	50100	5A01716	F	B101		11/01/2019	1	50100	0000107530
3	50100	FED002656	Billing Adjustment M40E @ 80%	2	-0.010	50100	5A03728	F	B101		11/01/2019	1	50100	0000098828
4	50100	FED002656	Billing Adjustment M400 @ 80%	3	-0.330	50100	5A03750	F	B101		11/01/2019	1	50100	0000100625
5	50100	FED002656	Billing Adjustment L24E @ 80%	4	-0.020	50100	5A27200	F	B101		11/01/2019	1	50100	0000072706



Screenshot of the Billing Adjustment Validation Query Page (scrolled right)

First 1-100 of 198 Last															
Activity	Source Type	Category	Subcategory	Revenue Sequence Number	PC Distribution Status	Account	Department	Asset	Task	Fund Code	FIPS	Cost Center	Program	Project	User ID
				1	I	5014110	10182		05721	04100		11165420	60400403		AA_CARDINAL_BATCH_AR
616	M3E1			1	D	4020205	99999			04010				0000107530	[REDACTED]
631	M40E			1	D	4020205	99999			04010				0000098828	[REDACTED]
678	M400			1	D	4020205	99999			04010				0000100625	[REDACTED]
631	L24E			1	D	4020205	99999			04010				0000072706	[REDACTED]



Billing Adjustment Validation Query (V_PA_BILLING_ADJUSTMENTS)

REVISED: 01/15/2020

DESCRIPTION:

This query displays data that can be used to verify billing adjustments.

NAVIGATION PATH:

Main Menu > Reporting Tools > Query > Query Viewer > V_PA_BILLING_ADJUSTMENTS

INPUT / SEARCH CRITERIA:

User ID (% of all)
 Invoice Status
 Business Unit
 Invoice (% for all)
 Contract Type (% for all)
 Bill Source (% for all)
 Accounting Date From
 Accounting Date To

OUTPUT FORMAT:

HTML
 Excel
 CSV

Screenshot of the Billing Adjustment Validation Query Page

V_PA_BILLING_ADJUSTMENTS - Billing Adjustment Validation

User ID (% for all)

Invoice Status

Business Unit

Invoice (% for all)

Contract Type (% for all)

Bill Source (% for all)

Accounting Date From

Accounting Date To

Download results in : [Excel SpreadSheet](#) [CSV Text File](#) [XML File](#) (142 kb)

[View All](#)

Row	Business Unit	Invoice	Description	Invoice Line	Net Extended Amount	Contracts Business Unit	Contract #	Contract Type	Billing Plan ID	Contract Date	Accounting Date	Contract Line Num	PC Business Unit	Project
1	50100	EMS000244	EQUIPPROPDMGST-Salem	1	33862.550						11/12/2019	0		
2	50100	FED002656	Billing Adjustment M3E1 @ 80%	1	-0.040	50100	5A01716	F	B101		11/01/2019	1	50100	0000107530
3	50100	FED002656	Billing Adjustment M40E @ 80%	2	-0.010	50100	5A03728	F	B101		11/01/2019	1	50100	0000098828
4	50100	FED002656	Billing Adjustment M400 @ 80%	3	-0.330	50100	5A03750	F	B101		11/01/2019	1	50100	0000100625
5	50100	FED002656	Billing Adjustment L24E @ 80%	4	-0.020	50100	5A27200	F	B101		11/01/2019	1	50100	0000072706



Screenshot of the Billing Adjustment Validation Query Page (scrolled right)

Activity	Source Type	Category	Subcategory	Revenue Sequence Number	PC Distribution Status	Account	Department	Asset	Task	Fund Code	FIPS	Cost Center	Program	Project	User ID
				1	I	5014110	10182		05721	04100		11165420	60400403		AA_CARDINAL_BATCH_AR
616	M3E1			1	D	4020205	99999			04010				0000107530	[REDACTED]
631	M40E			1	D	4020205	99999			04010				0000098828	[REDACTED]
678	M400			1	D	4020205	99999			04010				0000100625	[REDACTED]
631	L24E			1	D	4020205	99999			04010				0000072706	[REDACTED]



Billing Interface Errors Query (V_PA_BILL_INTFC_ERROR_COA)

REVISED: 1/26/2023

DESCRIPTION:

This query displays the chart of account (COA) values and the associated error message for all lines in error from processing of the billing interface. This query can be used by agencies to determine which ChartFields must be updated/corrected to allow the bill lines to process through to the Billing Module.

NAVIGATION PATH:

Main Menu > Reporting Tools > Query > Query Viewer > V_PA_BILL_INTFC_ERROR_COA

INPUT / SEARCH CRITERIA:

Business Unit

OUTPUT FORMAT:

HTML
Excel
CSV

Screenshot of the Billing Interface Errors Query Page

V_PA_BILL_INTFC_ERROR_COA - Billing Interface Errors																
Business Unit <input type="text" value="50100"/> <input type="button" value="Q"/>																
<input type="button" value="View Results"/>																
Download results in: Excel Spreadsheet CSV Text File XML File (52 kb)																
View All																
Row	Contract	Line	Bill To	Intfc ID	Line Num	Err Status	Error Description	Business Unit	Account	Department	Asset	Task	Fund	FIPS	Agency Use 2	Affiliate
1	5B01044	1	0000055002	8574	1	0550	Invalid Department	50100	112061	19002			04010			
2	5B01044	1	0000055002	8574	2	0550	Invalid Department	50100	112061	19002			04010			
3	5B01044	1	0000055002	8574	3	0550	Invalid Department	50100	112061	19002			04010			
4	5B01044	1	0000055002	8574	4	0550	Invalid Department	50100	112061	19002			04010			
5	5B01044	1	0000055002	8574	5	0550	Invalid Department	50100	112061	19002			04010			
6	5B01044	1	0000055002	8574	6	0550	Invalid Department	50100	112061	19002			04010			
7	5B01044	1	0000055002	8574	7	0550	Invalid Department	50100	112061	19002			04010			
8	5B01044	1	0000055002	8574	8	0550	Invalid Department	50100	112061	19002			04010			
9	5B01044	1	0000055002	8574	9	0550	Invalid Department	50100	112061	19002			04010			
10	5B01044	1	0000055002	8574	10	0550	Invalid Department	50100	112061	19002			04010			
11	5B01044	1	0000055002	8574	11	0550	Invalid Department	50100	112061	19002			04010			
12	5B01044	1	0000055002	8574	12	0550	Invalid Department	50100	112061	19002			04010			
13	5B01044	1	0000055002	8574	13	0550	Invalid Department	50100	112061	19002			04010			
14	5B01044	1	0000055002	8574	14	0550	Invalid Department	50100	112061	19002			04010			



Screenshot of the Billing Interface Errors Query Page (scrolled right)

Fund Affiliate	Cost Center	Program	Agency Use 1	PC Bus Unit	Project	Activity	Source Type	Category
				50100	0000113637	612	LU20	
				50100	0000113637	612	LU20	
				50100	0000113637	612	LU20	
				50100	0000113637	612	LU20	
				50100	0000113637	612	LU20	
				50100	0000113637	612	LU20	
				50100	0000113637	612	LU20	
				50100	0000113637	612	LU20	
				50100	0000113637	612	LU20	
				50100	0000113637	612	LU20	
				50100	0000113637	612	LU20	
				50100	0000113637	612	LU20	
				50100	0000113637	61401	LU20	
				50100	0000113637	61401	LU20	



Billing Worksheet Lines to Defer Query (V_PA_BI_WRKSHT_LINES_TO_DEFER)

REVISED: 03/18/2020

DESCRIPTION:

This query displays worksheet lines on a bill and can be used to determine which lines should be deferred if errors are received in the Federal Highway Administration (FHWA) system (i.e., Rapid Approval State Payment System (RASPS)).

NAVIGATION PATH:

Main Menu > Reporting Tools > Query > Query Viewer > V_PA_BI_WRKSHT_LINES_TO_DEFER

INPUT / SEARCH CRITERIA:

Contract (% for all)
Source Type
Business Unit

OUTPUT FORMAT:

HTML
Excel
CSV

Screenshot of the Identify Lines to Defer Query Page

V_PA_BI_WRKSHT_LINES_TO_DEFER - Identify Lines to Defer

Contract (% for all) %
Source Type L24E
Business Unit 50100
View Results

Download results in: Excel Spreadsheet CSV Text File XML File (270 kb)

View All First 1-100 of 1175 Last

	Business Unit	Invoice	Sequence	Project	Contract	Source Type	Amount
1	50100	TMP001170	253	0000080272	0078118	L24E	44.85
2	50100	TMP001170	254	0000080272	0078118	L24E	46.54
3	50100	TMP001170	255	0000080272	0078118	L24E	19.22
4	50100	TMP001170	256	0000080272	0078118	L24E	19.95
5	50100	TMP001170	257	0000080272	0078118	L24E	25.63
6	50100	TMP001170	258	0000080272	0078118	L24E	26.59



Contract Information Query (V_PA_CONTRACT_INFO)

REVISED: 01/23/2020

DESCRIPTION:

This query displays contract information and can be used to compare data to the Federal Agreement for accuracy and completeness.

NAVIGATION PATH:

Main Menu > Reporting Tools > Query > Query Viewer > V_PA_CONTRACT_INFO

INPUT / SEARCH CRITERIA:

PC Business Unit
 CA Bus. Unit
 Project ID (% for all)
 Contract Num1 (% for All)
 Contract Num2
 Contract Num3
 Contract Num4
 Contract Num5

OUTPUT FORMAT:

HTML
 Excel
 CSV

Screenshot of the Contract Information Query Page

Row	BU	Contract Number	Amendment	Contract Processing Status	Contract Status	Contract Type	Description	Legal Entity	Proposal ID	Contract Signed	Region	Line	Product ID	End Date	Control Flag	Bill Plan Hold Date	Effective Date	
1	50100	0293031		C	FV ACCEPTED	F	BR-0293031	NFO	\$480,000.00	04/01/2010	03	1	FEDERAL	10/16/2016	Y		04/01/2010	
2	50100	0293031										1						
3	50100	0293032		C	FV ACCEPTED	F	BR-0293032	NFO	\$207,908.94	05/15/2014	03	1	FEDERAL	07/31/2018	Y		05/15/2014	
4	50100	0293032										1						
5	50100	0293033		A	ACTIVE	F	BR-0293033	NFO	\$5,174,732.06	09/22/2015	03	1	FEDERAL	09/30/2019	Y		09/22/2015	
6	50100	0293033		A	ACTIVE	F	BR-0293033	NFO	\$5,174,732.06	09/22/2015	03	1	FEDERAL	09/30/2019	Y		09/22/2015	
7	50100	0293033		A	ACTIVE	F	BR-0293033	NFO	\$5,174,732.06	09/22/2015	03	1	FEDERAL	09/30/2019	Y		09/22/2015	
8	50100	0293033		A	ACTIVE	F	BR-0293033	NFO	\$5,174,732.06	09/22/2015	03	1	FEDERAL	09/30/2019	Y		09/22/2015	
9	50100	0293033		A	ACTIVE	F	BR-0293033	NFO	\$5,174,732.06	09/22/2015	03	1	FEDERAL	09/30/2019	Y		09/22/2015	
10	50100	0293033		A	ACTIVE	F	BR-0293033	NFO	\$5,174,732.06	09/22/2015	03	1	FEDERAL	09/30/2019	Y		09/22/2015	



Screenshot of the Contract Information Query Page (scrolled right)

First 1-16 of 16 Last																
Active Rate Set	Transaction ID	Limit Amount	Rate Set	Use Seq	Project ID	Activity Type	Amend Status	Amend Line	Edit Type	Component	Label Fieldname	Amend Ref #1	Transaction Limit	Old Value	New Value	Entered By
	Q100	480000.000	FED_Q100_80	1												
		0.000			0000095952	9101										
	L1CE	207908.940	FED_L1CE_100	1												
		0.000			0000095952	9102										
FED_Z231_100	0AW0	0.000	ADC_0AW0_80	0												
FED_Z231_100	H250	47564.000	FED_H250_100	1												
FED_Z231_100	L05E	1399889.000	FED_L05E_100	3												
FED_Z231_100	L11E	0.130	FED_L11E_80	2												
FED_Z231_100	M001	514474.000	FED_M001_100	5												
FED_Z231_100	M0E1	823349.000	FED_M0E1_100	6												



Contract Limit Exception Detail Query (V_PA_CNTRCT_LMT_EXCPTN_DTL)

REVISED: 01/15/2020

DESCRIPTION:

This query displays customer contracts where the transaction limits exceed the total dollars authorized to a federal project or where the participation rate for any transaction identifier exceeds 100%. The query can be used to identify any contracts that are not set up accurately.

NAVIGATION PATH:

Main Menu > Reporting Tools > Query > Query Viewer > V_PA_CNTRCT_LMT_EXCPTN_DTL

INPUT / SEARCH CRITERIA:

Contract From Date

Contract To Date

OUTPUT FORMAT:

HTML

Excel

CSV

Screenshot of the Contract Limit Exception Detail Query Page

Row	Contract	Customer	Contract Status	Processing Status	Contract Type	Description	Start Date	Proposal	Merchant	Transaction Limit Identifier	Transaction Limit Amount	Rate Set	Rate Plan	Rate Selection	Exception Message
1	5A01181	0000055002	ACTIVE	A	F	MG/STP-5A01181	02/17/2011	\$52,606,574.69	0		60656116.310				Obligation Amount Exceeds



Contract Project/Activities Combination Query (V_PA_CONTRACT_PROJ_ACT_COMBO)

REVISED: 01/15/2020

DESCRIPTION:

This query displays the associated Project and Activity Combination for a contract and can be used to ensure all Project and Activities are added to a contract.

NAVIGATION PATH:

Main Menu > Reporting Tools > Query > Query Viewer > V_PA_CONTRACT_PROJ_ACT_COMBO

INPUT / SEARCH CRITERIA:

Business Unit
Contract

OUTPUT FORMAT:

HTML
Excel
CSV

Screenshot of the Contract Project/Activities Combination Query Page

Row	Contract	Line Num	PC Bus Unit	Project	Phase	Activity	Descr
1	0000000212	1	50100	0000101026	9105	60000	Ordinary Maintenance-Service
2	0000000212	1	50100	0000101026	9105	60101	Debris Removal - Storm
3	0000000212	1	50100	0000101026	9105	60106	Bulb Replacement
4	0000000212	1	50100	0000101026	9105	60151	Tree Removal
5	0000000212	1	50100	0000101026	9105	60227	Asphalt Pothole Patching
6	0000000212	1	50100	0000101026	9105	60700	Ordinary Maintenance - Deck
7	0000000212	1	50100	0000101026	9105	60720	Ordinary Maint Superstructure
8	0000000212	1	50100	0000101026	9105	60740	Ordinary Maint - Substructure
9	0000000212	1	50100	0000101026	9105	60750	Ordinary Maint - Large Culvert
10	0000000212	1	50100	0000101026	9105	60760	Ordinary Maint - Bridge Misc
11	0000000212	1	50100	0000101026	9105	61000	Prevent Maint-Planned/Cyclical
12	0000000212	1	50100	0000101026	9105	61100	Prvtv (Non-Cndtin Bsd) Mnt
13	0000000212	1	50100	0000101026	9105	61111	Bridge Insp. of NBI-Interstate
14	0000000212	1	50100	0000101026	9105	61122	UW Bridge Insp of NBI on IS
15	0000000212	1	50100	0000101026	9105	61138	Bridge Inspections on NBI
16	0000000212	1	50100	0000101026	9105	61139	Underwater Bridge Inspections
17	0000000212	1	50100	0000101026	9105	61140	Inspection
18	0000000212	1	50100	0000101026	9105	61141	Hand Clean



Contract with No Billing Query (V_PA_CA_NO_BI)

REVISED: 01/15/2020

DESCRIPTION:

This query displays contracts for which no billings have been processed and can be used to review customer contract statuses.

NAVIGATION PATH:

Main Menu > Reporting Tools > Query > Query Viewer > V_PA_CA_NO_BI

INPUT / SEARCH CRITERIA:

From Date

To Date

Contract Type (% for All)

OUTPUT FORMAT:

HTML

Excel

CSV

Screenshot of the Contract with No Billing Query Page

Row	Project	Contract	Status	Type	Last Billed Date	Life-to-Date Billed Amount	Project Manager	Reason	Min End Date
1	000000098	5401456	ACTIVE	F	11/05/2012	632238.00	DOE, JOHN	No billing during timespan	
2	000000192	0952343	FIRE - CLOSED	F	12/14/2011	170414.00	DOE, JOHN	No billing during timespan	
3	000000564	0012101	FIRE - CLOSED	F	03/07/2019	2049221.08	DOE, JOHN	No billing during timespan	
4	000000673	0092045	ACTIVE	F	09/11/2019	146087.89	DOE, JOHN	No billing during timespan	12/31/2022
5	000000688	0000001532	ACTIVE	A	04/01/2014	189414.80	DOE, JOHN	No billing during timespan	03/11/2014
6	000000688	5128201	ACTIVE	F	12/13/2019	3065687.00	DOE, JOHN	No billing during timespan	12/31/2021
7	000000709	0000001537	ACTIVE	A	01/05/2015	248678.64	DOE, JOHN	No billing during timespan	12/11/2014
8	000000709	0000001714	ACTIVE	A	03/01/2016	83391.00	DOE, JOHN	No billing during timespan	
9	000000709	0000001949	ACTIVE	A	01/03/2019	1720000.00	DOE, JOHN	No billing during timespan	
10	000000913	5128150	FIRE - CLOSED	F	06/07/2007	8862797.00	DOE, JOHN	No billing during timespan	
11	000000954	5108150	ACTIVE	F	05/06/2019	1902743.08	DOE, JOHN	No billing during timespan	
12	000001017	0193013	FIRE - CLOSED	F	01/03/2013	1192187.92	DOE, JOHN	No billing during timespan	
13	000001436	5402190	ACTIVE	F	12/05/2019	3156069.02	DOE, JOHN	No billing during timespan	06/30/2020
14	000001489	5127430	FIRE - CLOSED	F	05/17/2008	2187254.00	DOE, JOHN	No billing during timespan	
15	000001716	0801103	ACTIVE	F	07/19/2012	3013203.72	DOE, JOHN	No billing during timespan	
16	000001815	1622106	FIRE - CLOSED	F	11/13/2013	120867.00	DOE, JOHN	No billing during timespan	
17	000001850	0655029	ACTIVE	F	08/12/2019	28224.84	DOE, JOHN	No billing during timespan	
18	000001851	0655030	WITHDRAWN	F	03/06/2019	0.00	DOE, JOHN	No billing during timespan	
19	000001890	1211112	FIRE - CLOSED	F	11/13/2013	364960.00	DOE, JOHN	No billing during timespan	



Contracts on Billing Hold Query (V_PA_CA_BI_HOLD)

REVISED: 01/15/2020

DESCRIPTION:

This query displays active contracts that have been put on billing hold, have suspended billing, or have deferred lines on a billing worksheet. The query can be used to monitor processing of billing holds, suspended billings, or deferred billing worksheet lines related to active Customer Contracts in order to ensure these items are resolved and billing continues in a timely manner.

NAVIGATION PATH:

Main Menu > Reporting Tools > Query > Query Viewer > V_PA_CA_BI_HOLD

INPUT / SEARCH CRITERIA:

Business Unit

OUTPUT FORMAT:

HTML
Excel
CSV

Screenshot of the Contracts on Billing Hold Query Page

Row	Contract	Contract Type	Contract Status	Line Number	Description	Billing Plan ID	Hold Date	End Date	Type of Hold
1	0000000095	O	ACTIVE	1	BRAC-133 MARK CTR STUDY	B101			Rate Based Contract Line is Missing Rate Set in CA_RATE table
2	0000000095	O	ACTIVE	1	BRAC-133 MARK CTR STUDY	B101	02/03/2012		Bill Plan Associated with Contract Line is On Hold
3	0000000639	R	ACTIVE	1	02025211	B101			Rate Based Contract Line is Missing Rate Set in CA_RATE table
4	0000000954	A	ACTIVE	1	ADMIN REVIEW JORDAN BRIDGE	B101			Rate Based Contract Line is Missing Rate Set in CA_RATE table
5	0000001067	L	ACTIVE	1	PE FOR RTE 606	B101			Rate Based Contract Line is Missing Rate Set in CA_RATE table
6	0000001069	L	ACTIVE	1	BRAC-133 ALEXANDRIA	B101			Active Contract with Inactive Rate Set on CA_RATE
7	0000001426	O	ACTIVE	1	Partic - CON -Private-NOVA	B101	04/14/2014		Bill Plan Associated with Contract Line is On Hold
8	0000001429	R	ACTIVE	1	Recurring Contract \$4334.22	B101	04/15/2013	08/11/2013	Bill Plan Associated with Contract Line is On Hold
9	0000001506	O	ACTIVE	2	Gener -HMO E River 11099				Rate Based Contract Line does not have row defined in CA_RATE table
10	0000001516	A	ACTIVE	1	CON -1st City-Richmnd	B101			Rate Based Contract Line does not have row defined in CA_RATE table
11	0000001521	A	ACTIVE	1	Recurring Contract - \$1,541.64	B101	05/24/2013	02/11/2014	Bill Plan Associated with Contract Line is On Hold
12	0000001563	A	ACTIVE	1	Misc - HMO - STA - Lynchburg	B101			Rate Based Contract Line does not have row defined in CA_RATE table
13	0000001654	A	ACTIVE	1	Proje - CON - CCT - NOVA	B101	09/17/2019		Bill Plan Associated with Contract Line is On Hold
14	0000001701	A	ACTIVE	2	Proje - CON - STA - Richmond	B105	03/22/2016		Bill Plan Associated with Contract Line is On Hold
15	0000001701	A	ACTIVE	3	Proje - CON - STA - Richmond	B106	03/22/2016		Bill Plan Associated with Contract Line is On Hold
16	0000001721	A	ACTIVE	1	Proje - CON - CCT - Bristol	B101	05/16/2016		Bill Plan Associated with Contract Line is On Hold
17	0000001730	A	ACTIVE	5					Rate Based Contract Line does not have row defined in CA_RATE table
18	0000001730	A	ACTIVE	6	Proje - CON - OTH - Suffolk				Rate Based Contract Line does not have row defined in CA_RATE table
19	0000001887	A	ACTIVE	1	Proje - CON - OTH - Suffolk	B101			Rate Based Contract Line is Missing Rate Set in CA_RATE table
20	0000002003	A	ACTIVE	1	Coal Severance - CCT	B101	08/23/2019		Bill Plan Associated with Contract Line is On Hold



Contracts with Split AC Query (V_PA_CONTRACTS_WITH_AC_SPLIT)

REVISED: 01/15/2020

DESCRIPTION:

This query displays customer contracts that have Split Advanced Construction (AC) rows with an Analysis Type of Billable Amount (BIL) or Over Limit Amount (OLT). The query also displays the remaining amount on a Non-AC transaction.

NAVIGATION PATH:

Main Menu > Reporting Tools > Query > Query Viewer > V_PA_CONTRACTS_WITH_AC_SPLIT

INPUT / SEARCH CRITERIA:

Business Unit (% for all)

OUTPUT FORMAT:

HTML
Excel
CSV

Screenshot of the Contracts with Split AC Query Page

V_PA_CONTRACTS_WITH_AC_SPLIT - Contracts with Split AC

Business Unit (% for all)

Download results in : [Excel Spreadsheet](#) [CSV Text File](#) [XML File \(5 kb\)](#)

View All First 1-19 of 19 Last

Row	Contract #	Contract Line #	Project ID	Source Type	Analysis Type	Resource Amount	Non AC Trans ID	Non AC Rate Set	Remaining Balance
1	000S166		1 0000084272	OAWO	BIL	990410.80			
2	000S166		1 0000084272	OAWO	BIL	3360.26			
3	0812276		1 0000093462	OAWO	BIL	60.19			
4	0971027		1 0000057492	OAWO	BIL	17058.11			
5	3604017		1 0000050029	OACO	BIL	459823.44			
6	5127716		1 0000066786	OAWO	BIL	1013296.30			
7	5150121		1 0000067976	OAWO	BIL	0.98			
8	5165006		1 0000071756	OACO	BIL	29076.73			
9	5401638		1 0000071853	OAWO	BIL	96.45			
10	5401756		1 0000016422	OAWO	BIL	2503.93			
11	5403989		1 0000014672	OAWO	BIL	5802.14			
12	5403989		1 0000014672	OAWO	BIL	17456.68			
13	5A03211		1 0000072799	OAWO	BIL	984.37			
14	PM05279		1 0000097127	OAWO	BIL	18248.00			
15	PM05279		1 0000097127	OAWO	BIL	30.78			
16	PM05279		1 0000097127	OAWO	BIL	18116.01			
17	PM05279		1 0000097127	OAWO	BIL	18247.36			
18	PM05279		1 0000097127	OAWO	BIL	54.14			
19	PM05279		1 0000097127	OAWO	BIL	16415.43			



Customer Contract Products Query (V_PA_CUST_CONTRACT_PRODUCTS)

REVISED: 11/13/2023

DESCRIPTION:

This query identifies all Amount and Recurring Products with the associated accounting distribution. This query is used to determine which product should be used when creating Amount-Based and Recurring contract lines.

NAVIGATION PATH:

Main Menu > Reporting Tools > Query > Query Viewer > V_PA_CUST_CONTRACT_PRODUCTS

INPUT / SEARCH CRITERIA:

- Business Unit
- Product ID (% for all)
- Product Group (% for all)
- Account (% for all)
- Dept ID (% for all)
- Fund (% for all)

OUTPUT FORMAT:

- HTML
- Excel
- CSV

Screenshot of the Customer Contract Products Query Page

Row	Product	Product Description	Price Type	Product Group	Distribution Code	Distribution Code Desr	Account	Department	Fund	Cost Center	Program	Project Id	Activity
1	AMT_GENER4	Gener-CON- Location & Design	AMT	AMT_CONOTH	GENERGEN14	Location & Design CON Private	40040001	10021	04720		514008	0000108401	
2	AMT_PROJE29	Partic - CON - CCT - Bristol	AMT	AMT_CONCCT	PROJEPRO01	Partic - CON - CCT/OTH-Bristol	40042011	11000	04720				
3	AMT_PROJE30	Partic - CON - CCT - Salem	AMT	AMT_CONCCT	PROJEPRO02	Partic - CON - CCT/OTH-Salem	40042011	12000	04720				
4	AMT_PROJE31	Partic - CON - CCT - Lynchburg	AMT	AMT_CONCCT	PROJEPRO03	Partic - CON - CCT/OTH-Lynchbg	40042011	13000	04720				
5	AMT_PROJE32	Partic - CON - CCT - Richmond	AMT	AMT_CONCCT	PROJEPRO04	Partic - CON - CCT/OTH-Richmnd	40042011	14000	04720				
6	AMT_PROJE33	Partic - CON - CCT - Suffolk	AMT	AMT_CONCCT	PROJEPRO05	Partic - CON - CCT/OTH-Suffolk	40042011	15000	04720				
7	AMT_PROJE34	Partic - CON - CCT - Fredsburg	AMT	AMT_CONCCT	PROJEPRO06	Partic - CON - CCT/OTH-Fredbrg	40042011	16000	04720				
8	AMT_PROJE35	Partic - CON - CCT - Culpeper	AMT	AMT_CONCCT	PROJEPRO07	Partic - CON - CCT/OTH-Culpepr	40042011	17000	04720				
9	AMT_PROJE36	Partic - CON - CCT - Staunton	AMT	AMT_CONCCT	PROJEPRO08	Partic - CON - CCT/OTH-Stauntn	40042011	18000	04720				
10	AMT_PROJE37	Partic - CON - CCT - NOVA	AMT	AMT_CONCCT	PROJEPRO09	Partic - CON - CCT/OTH-NOVA	40042011	19000	04720				



Detail Project Expenditures Query (V_PA_PRJ_EXPEND_DTL)

REVISED: 01/15/2020

DESCRIPTION:

This query displays detail project expenditures at the journal level. The query can be used to track and monitor project expenditures including allowable and unallowable expenditures and to review project expenditures during the final billing process of a project.

NAVIGATION PATH:

Main Menu > Reporting Tools > Query > Query Viewer > V_PA_PRJ_EXPEND_DTL

INPUT / SEARCH CRITERIA:

- Business Unit
- Project
- Activity Type (% for all)
- Accounting Period (% for All)
- Fiscal Year (% for all)
- Allowable \ Unallowable (% for all)

OUTPUT FORMAT:

- HTML
- Excel
- CSV

Screenshot of the Detail Project Expenditures Query Page

Row	Business Unit	Journal ID	Journal Date	Journal Line	Journal Line Reference	Journal Line Source	User ID	Fiscal Year	Accounting Period	Project	Phase	Activity	Account	Account Description	Fund	Program	Department	FIPS	Task	Route	Agency Use 1	Asset	Voucher	Supplier Name	Monetary Amount
1	50100	0001135257	02/20/2019	41		NVS		2019	8	0000095952	9104	735	5011110	Employer Retire Contrb-Def Ben	04720	603023	13014	143				00029			3.10
2	50100	0001135257	02/20/2019	50		NVS		2019	8	0000095952	9104	735	5011110	Employer Retire Contrb-Def Ben	04720	603023	13014	143				00029			2.82
3	50100	ALC0000007	09/30/2018	12908		ALO		2019	3	0000095952	9104	635	5011110	Employer Retire Contrb-Def Ben	04720	603023	13014	143		00029					2.82
4	50100	0001135257	02/20/2019	32		NVS		2019	8	0000095952	9104	64213	5011110	Employer Retire Contrb-Def Ben	04720	603023	13014	143							-163.29
5	50100	0001135257	02/20/2019	10		NVS		2019	8	0000095952	9104	635	5011110	Employer Retire Contrb-Def Ben	04720	603023	13014	143				00029			-2.82
6	50100	0001135257	02/20/2019	63		NVS		2019	8	0000095952	9104	74213	5011110	Employer Retire Contrb-Def Ben	04720	603023	13014	143							82.24
7	50100	ALC0000007	08/31/2018	12964		ALO		2019	2	0000095952	9104	64213	5011110	Employer Retire Contrb-Def Ben	04720	603023	13014	143							82.24
8	50100	ALC0000007	07/31/2018	15060		ALO		2019	1	0000095952	9104	64213	5011110	Employer Retire Contrb-Def Ben	04720	603023	13014	143							163.29
9	50100	0001135257	02/20/2019	23		NVS		2019	8	0000095952	9104	64213	5011110	Employer Retire Contrb-Def Ben	04720	603023	13014	143							-82.24
10	50100	ALC0000007	10/31/2018	13655		ALO		2019	4	0000095952	9104	635	5011110	Employer Retire Contrb-Def Ben	04720	603023	13014	143		00029					3.10



Distribution Codes Query (V_PA_DISTRBUTION_CODES)

REVISED: 04/20/2020

DESCRIPTION:

This query identifies all Distribution Codes in Cardinal. The results can be used to identify if new distribution codes need to be defined and to identify which products to use when creating Rate-Based, Amount-Based, and Recurring Products.

NAVIGATION PATH:

Main Menu > Reporting Tools > Query > Query Viewer > V_PA_DISTRBUTION_CODES

INPUT / SEARCH CRITERIA:

Set ID
 Account (% for all)
 Fund (% for all)
 Dept Id (% for all)
 Cost Center (% for all)

OUTPUT FORMAT:

HTML
 Excel
 CSV

Screenshot of the Distribution Codes Query Page

V_PA_DISTRBUTION_CODES - Distribution Codes

SetID

Account (% for all)

Fund (% for all)

Dept Id (% for all)

Cost Center (% for all)

Download results in : [Excel Spreadsheet](#) [CSV Text File](#) [XML File \(31 kb\)](#)

[View All](#) First 1-100 of 101

Row	Distribution Code	Effective Date	Effective Status	Long Description	Short Description	Account	Dept ID	Task	Fund	Cost Center	Program	Project	Activity
1	ADVANADCN1	01/01/1901	A	Prepaid - CON - CCT	ADVANADCN1	24042011	99999		04720				
2	ADVANADCN2	01/02/1901	A	Prepaid - CON - STA	ADVANADCN2	2403007	99999		04720				
3	ADVANADCN3	01/01/1901	A	Prepaid - CON - OTH	ADVANADCN3	24042011	99999		04720				
4	ADVANADCN4	01/01/1901	A	Prepaid - Coal Severance - CCT	ADVANADCN4	24042012	11000		04720				
5	ADVANADCN5	01/01/1901	A	Prepaid - CON - STA - 99999	ADVANADCN5	2403007	99999		04720				
6	ADVANADPSP	01/01/1901	A	Prepaid - Private Sectr - CON	ADVANADPSP	240400	99999		04720				
7	ADVANCON34	07/01/2016	A	Prepaid - CON - STA	ADVANCON34	4003007	10030		04720				
8	ADVANCON35	07/01/2016	A	Prepaid - CON - OTH	ADVANCON35	4003007	10055		04720				
9	AMT_CONCCT	01/01/1901	A	UAR - Amt - Constr Cty Co Twn	AMT_CONCCT	112062	99999		04720				
10	AMT_CONOTH	01/01/1901	A	UAR - Amt - Constr Other	AMT_CONOTH	112064	99999		04720				



Expenditure and Billing Data for Bill Adjustment Query (V_PA_BI_ADJUST_LTD_DATA)

REVISED: 01/15/2020

DESCRIPTION:

This query displays the Life-to-Date Billed Amount and Life-to-Date Billed Expenditure Amount data needed to create billing adjustments when participation rates change.

NAVIGATION PATH:

Main Menu > Reporting Tools > Query > Query Viewer > V_PA_BI_ADJUST_LTD_DATA

INPUT / SEARCH CRITERIA:

Contract Number
Business Unit

OUTPUT FORMAT:

HTML
Excel
CSV

Screenshot of the Expenditure and Billing Data for Bill Adjustment Query Page

Row	Contract Number	Contract Line Number	Project ID	Activity ID	Fund Code	Program	Source Type	Rate Set	Amount Type	Amount
1	3604017		1 0000050029	631	04720	603004		N/A	BILLED EXPENDITURE AMT	9369295.97
2	3604017		1 0000050029	631	04720	603004	L050	FED_L050_80	BILLED AMT	3793501.91
3	3604017		1 0000050029	631	04720	603004	L05E	FED_L05E_80	BILLED AMT	788149.49
4	3604017		1 0000050029	631	04720	603004	L240	FED_L240_80	BILLED AMT	1981836.54
5	3604017		1 0000050029	631	04720	603004	L24E	FED_L24E_80	BILLED AMT	116477.40
6	3604017		1 0000050029	636	04720	603004		N/A	BILLED EXPENDITURE AMT	1055.95
7	3604017		1 0000050029	636	04720	603004	L050	FED_L050_80	BILLED AMT	479.73
8	3604017		1 0000050029	636	04720	603004	L05E	FED_L05E_80	BILLED AMT	99.67
9	3604017		1 0000050029	636	04720	603004	L240	FED_L240_80	BILLED AMT	250.63
10	3604017		1 0000050029	636	04720	603004	L24E	FED_L24E_80	BILLED AMT	14.73
11	3604017		1 0000050029	637	04720	603004		N/A	BILLED EXPENDITURE AMT	8664.05
12	3604017		1 0000050029	637	04720	603004	L050	FED_L050_80	BILLED AMT	3936.15
13	3604017		1 0000050029	637	04720	603004	L05E	FED_L05E_80	BILLED AMT	817.81
14	3604017		1 0000050029	637	04720	603004	L240	FED_L240_80	BILLED AMT	2056.42
15	3604017		1 0000050029	637	04720	603004	L24E	FED_L24E_80	BILLED AMT	120.86
16	3604017		1 0000050029	641	04720	603004		N/A	BILLED EXPENDITURE AMT	20461.66
17	3604017		1 0000050029	641	04720	603004	L050	FED_L050_80	BILLED AMT	9295.92
18	3604017		1 0000050029	641	04720	603004	L05E	FED_L05E_80	BILLED AMT	1931.40



Federal Billings by Project Category Query (V_PA_FED_BIL_BY_PROJ_CATEGORY)

REVISED: 01/15/2020

DESCRIPTION:

This query displays federal billings for a specified Program and Reporting Category. The query provides the Life-to-Date Total Billed Amount for all projects for the designated criteria and date range.

NAVIGATION PATH:

Main Menu > Reporting Tools > Query > Query Viewer > V_PA_FED_BIL_BY_PROJ_CATEGORY

INPUT / SEARCH CRITERIA:

Business Unit
Program (Ex: 6040% or 604001)
From Date
To Date
Reporting Category

OUTPUT FORMAT:

HTML
Excel
CSV

Screenshot of the Federal Billings by Project Category Query Page

V_PA_FED_BIL_BY_PROJ_CATEGORY - Fed Billings by Proj Category

Business Unit

Program (Ex: 6040% or 604001)

From Date

To Date

Reporting Category

[View Results](#)

Download results in : [Excel Spreadsheet](#) [CSV Text File](#) [XML File \(1 kb\)](#)

[View All](#) First 1-3 of 3 Last

Row	Project ID	Contract Number	Department	Contract Status	Fund Code	Program	Total Billed Amount	District	Rpt Category
1	0000083536	TS05220	15093	Active	04100	604004	0.000	15	BRDG
2	0000089300	PM06229	16016	Active	04100	604002	-9996.030	16	BRDG
3	0000108125	NBIS201	15003	Active	04100	604003	30002.070	15	BRDG



Federal Contracts with No Project Query (V_PA_CONTR_NO_PRJ)

REVISED: 01/15/2020

DESCRIPTION:

This query displays contract lines with amounts but without Project ID/Activity ID combinations.

NAVIGATION PATH:

Main Menu > Reporting Tools > Query > Query Viewer > V_PA_CONTR_NO_PRJ

INPUT / SEARCH CRITERIA:

Business Unit

OUTPUT FORMAT:

HTML
Excel
CSV

ADDITIONAL INFORMATION:

A contract cannot have the same Project ID / Activity ID combination on multiple lines. When a contract line is expended, the project and activity may need to be assigned to another line on the contract.

Screenshot of the Federal Contracts with No Project Query Page

Row	Business Unit	Contract Number	Contract Status	Line Num	Transaction Identifier	Description	Limit Amount	Processed Amount
1	50100	000S321	ACTIVE	4	0AW0	ADVANCED CONSTRUCTION	1162500.55	0.00
2	50100	0327032	ACTIVE	3	0AW0	ADVANCED CONSTRUCTION	3411368.49	0.00
3	50100	0526104	ACTIVE	2	19A0	FY92 and Subsequent PL Funds	15047.00	0.12
4	50100	0526104	ACTIVE	2	F150	FEDERAL LAND HIGHWAY DIVISION	7784.00	0.00
5	50100	0526104	ACTIVE	2	4150	FEDERAL LANDS HIGHWAY DIVISION	151837.00	139759.00
6	50100	0643479	ACTIVE	5	0AW0	ADVANCED CONSTRUCTION	18784623.12	0.00
7	50100	0661341	ACTIVE	4	0AW0	ADVANCED CONSTRUCTION	7189363.12	0.00
8	50100	0661356	ACTIVE	5	0AW0	ADVANCED CONSTRUCTION	12844826.44	0.00
9	50100	0813148	FIRE - CLOSED	1	Q050	NHS - STEA	8502.00	0.00
10	50100	0896109	ACTIVE	1	0AW0	ADVANCED CONSTRUCTION	4023025.19	0.00
11	50100	0951364	ACTIVE	3	0AW0	ADVANCED CONSTRUCTION	3766767.00	0.00
12	50100	5104166	ACTIVE	1	Z001	NATIONAL HIGHWAY PERF FAST	1431980.15	0.00
13	50100	5111235	ACTIVE	7	0AW0	ADVANCED CONSTRUCTION	11545082.40	0.00
14	50100	5118209	ACTIVE	4	0AW0	ADVANCED CONSTRUCTION	7299549.85	0.00
15	50100	5118235	ACTIVE	4	0AW0	ADVANCED CONSTRUCTION	1755376.92	0.00
16	50100	5403980	ACTIVE	3	0AW0	ADVANCED CONSTRUCTION	29318702.14	0.00
17	50100	5A01181	ACTIVE	5	0AW0	ADVANCED CONSTRUCTION	4422893.58	0.00
18	50100	5A01470	ACTIVE	1	15F0	Federal Lands Reimbursable Agr	53900000.00	0.00



Federal Expenditure Reclass Report Query (V_PA_FED_EXP_RECLASS)

REVISED: 01/15/2020

DESCRIPTION:

This query displays federal expenditures related to a federal reimbursement received so that those expenditures may be moved to the Federal Fund. The query can be used for creating journal entries to move the expenditures from Construction to the Federal Fund.

NAVIGATION PATH:

Main Menu > Reporting Tools > Query > Query Viewer > V_PA_FED_EXP_RECLASS

INPUT / SEARCH CRITERIA:

Invoice From
Invoice To

OUTPUT FORMAT:

HTML
Excel
CSV

Screenshot of the Federal Expenditure Reclass Report Query Page

Row	Invoice	Project ID	CFDA Number	Fund	Program	Revenue Fund	Accounting Date	Billing Date	Summation of Resource Amount
1	FED000003	0000014677		0 04720	603003	04010	09/07/2006	12/14/2011	-17239880.21
2	FED000002	0000011594		20205 04720	603004	04010	02/28/1995	12/14/2011	-10236701.07
3	FED000003	0000018205		0 04720	603004	04010	01/27/2009	12/14/2011	-10213591.72
4	FED000003	0000017761		20205 04720	603003	04010	10/13/2006	12/14/2011	-6711670.26
5	FED000003	0000014691		0 04720	603004	04010	05/01/2009	12/14/2011	-6240000.00
6	FED000004	0000089486		0 04720	603003	04010	08/03/2010	12/14/2011	-5756248.80
7	FED000005	0000016389		0 04720	603003	04010	11/21/2011	12/14/2011	-5514690.98
8	FED000001	0000093528		0 04010			12/14/2011	12/14/2011	-5250000.00
9	FED000004	0000068805		20205 04720	603004	04010	08/25/2010	12/14/2011	-4797482.88
10	FED000004	0000011267		0 04720	603006	04010	09/07/2010	12/14/2011	-4191261.50
11	FED000002	0000015292		0 07601	6031200	04010	06/30/2000	12/14/2011	-3983998.27
12	FED000004	0000052326		20205 04720	603003	04010	12/19/2009	12/14/2011	-3605600.00
13	FED000005	0000009843		20205 04720	603004	04010	11/21/2011	12/14/2011	-3272308.39
14	FED000004	0000068805		20205 04720	603004	04010	02/28/2011	12/14/2011	-3117954.53
15	FED000003	0000072295		20205 04720	603002	04010	10/29/2008	12/14/2011	-2878350.74
16	FED000002	0000011594		20205 04720	603004	04010	01/31/1996	12/14/2011	-2852512.45
17	FED000003	0000052282		0 04720	603003	04010	09/26/2007	12/14/2011	-2833839.76
18	FED000002	0000018156		0 04720	603004	04010	08/02/2005	12/14/2011	-2654603.27



Federal Lands on TMP Bill Query (V_PA_FEDERAL_LANDS_ON_TMP_BILL)

REVISED: 01/15/2020

DESCRIPTION:

This query displays Federal land contracts on the Federal bill and can be used to determine if there are Federal land contracts on a Federal bill.

NAVIGATION PATH:

Main Menu > Reporting Tools > Query > Query Viewer > V_PA_FEDERAL_LANDS_ON_TMP_BILL

INPUT / SEARCH CRITERIA:

Business Unit
Invoice

OUTPUT FORMAT:

HTML
Excel
CSV

Screenshot of the Federal Lands on TMP Bill Query Page

	Business Unit	Invoice	Contract	Source Type	Sum Net
1	50100	TMP001172	0251060	F150	0.00
2	50100	TMP001172	FLAP004	G200	0.00
3	50100	TMP001172	FLAP006	G200	124.30
4	50100	TMP001172	FLAP013	G200	66.40



Federal Subrecipient Monitor Query (V_PA_SUB_RECIP_MONITOR)

REVISED: 03/18/2020

DESCRIPTION:

This query displays information used for Federal Subrecipient Monitoring per federal requirements and Auditor of Public Accounts (APA) audits.

NAVIGATION PATH:

Main Menu > Reporting Tools > Query > Query Viewer > V_PA_SUB_RECIP_MONITOR

INPUT / SEARCH CRITERIA:

BUSINESS UNIT
 FISCAL YEAR
 ACCOUNTING_PERIOD – FROM
 ACCOUNTING_PERIOD – TO
 ACCOUNT 1
 ACCOUNT 2
 ACCOUNT 3
 ACCOUNT 4
 ACCOUNT 5

OUTPUT FORMAT:

HTML
 Excel
 CSV

Screenshot of the Federal Subrecipient Monitor Query Page

V_PA_SUB_RECIP_MONITOR - Federal Subrecipient Monitor

BUSINESS UNIT Q
 FISCAL YEAR
 ACCOUNTING_PERIOD - FROM
 ACCOUNTING_PERIOD - TO
 ACCOUNT 1 Q
 ACCOUNT 2 Q
 ACCOUNT 3 Q
 ACCOUNT 4 Q
 ACCOUNT 5 Q

[View Results](#)

Download results in: [Excel Spreadsheet](#) [CSV Text File](#) [XML File \(207 kb\)](#)

View All First 1-100 of 258 Last

Row	Business Unit	Customer	Voucher	Year	Period	Supplier	Supplier	Class	Account	Project	Activity	CFDA Number	Contract	Analysis Type	Journal ID	Descr	Rate	Bill Dt	Exp_Amount	Processed_Amount	Date	Invoice	Payment Date	EDI Payment Reference	Payment Amount
1	50100	0000055002	01025938	2020		1	0000053203 Nelson County Board Of Supervisors	R	5014310	0000106560	631	20205	0623135	BLD	AP01253563	LOCALITY REQUEST	80%	07/02/2019	744135.00	595308.00	05/06/2019	106560REQ1			0.00
2	50100	0000055002	01025938	2020		1	0000053203 Nelson County Board Of Supervisors	R	5014310	0000106560	64201	20205	0623135	BLD	AP01253563	LOCALITY REQUEST	80%	07/02/2019	50651.16	40520.93	05/06/2019	106560REQ1			0.00
3	50100		01025938	2020		1	0000053203 Nelson County Board Of Supervisors	R											0.00	05/06/2019	106560REQ1	07/01/2019	81134520	792482.84	
4	50100	0000055002	01025952	2020		1	0000046248 Hanover County Community Services	L	5014310	0000103014	64215	20205	5A27524	BIL	AP01254558	Expense Distribution	80%		1788.11	1430.49	04/30/2019	2019048376			0.00
5	50100		01025952	2020		1	0000046248 Hanover County Community Services	L											0.00	04/30/2019	2019048376	07/02/2019	81135428	1788.11	
6	50100	0000055002	01025957	2020		1	0000055186 CHESTERFIELD COUNTY	L	5014310	0000106201	631	20205	5A27526	BLD	AP01254558	Expense Distribution	80%	07/02/2019	130035.00	104028.00	05/09/2019	AR064536			0.00
7	50100		01025957	2020		1	0000055186 CHESTERFIELD COUNTY	L											0.00	05/09/2019	AR064536	07/02/2019	81135459	129679.61	
8	50100	0000055002	01025959	2020		1	0000055186 CHESTERFIELD COUNTY	L	5014310	0000101020	616	20205	5A27149	OLT	AP01254558	Expense Distribution	80%		100644.57	80515.66	06/04/2019	AR064692			0.00
9	50100		01025959	2020		1	0000055186 CHESTERFIELD COUNTY	L											0.00	06/04/2019	AR064692	07/02/2019	81135459	100644.57	
10	50100	0000055002	01025960	2020		1	0000055186 CHESTERFIELD COUNTY	L	5014310	0000104886	616	20205	5A27536	BLD	AP01254558	Expense Distribution	80%	07/02/2019	1431.40	1145.12	06/04/2019	AR064703			0.00
11	50100		01025960	2020		1	0000055186 CHESTERFIELD COUNTY	L											0.00	06/04/2019	AR064703	07/02/2019	81135459	1431.40	
12	50100	0000055002	01025965	2020		1	0000058371 Buchanan County Virginia	L	5014310	0000106446	631	20205	0131080	BLD	AP01253563	Expense Distribution	80%	07/02/2019	111844.20	89475.36	04/14/2019	10644614			0.00
13	50100		01025965	2020		1	0000058371 Buchanan County Virginia	L											0.00	04/14/2019	10644614	07/01/2019	81134535	111552.66	
14	50100	0000055002	01025978	2020		1	0000055186 CHESTERFIELD COUNTY	L	5014310	0000104890	616	20205	5A27489	BLD	AP01254558	Expense Distribution	80%	07/02/2019	6704.64	5363.71	06/04/2019	AR064693			0.00

Note: You can enter one account or up to five accounts for this query. In this example, only one account was entered.



Project Expenditures and Transfers Query (V_PA_PROJ_EXP_AND_TRANSFERS)

REVISED: 01/15/2020

DESCRIPTION:

This query displays project expenditures and transfers for a given activity type within specified accounting dates.

NAVIGATION PATH:

Main Menu > Reporting Tools > Query > Query Viewer > V_PA_PROJ_EXP_AND_TRANSFERS

INPUT / SEARCH CRITERIA:

Business Unit (% for all)
 Activity Type (% for all)
 Fund (% for all)
 Project (% for all)
 Fiscal Year
 Accounting Period From
 Accounting Period To
 Project Category (% for all)

OUTPUT FORMAT:

HTML
 Excel
 CSV

Screenshot of the Project Expenditures and Transfers Query Page

V_PA_PROJ_EXP_AND_TRANSFERS - Project Exp and Transfers																					
Business Unit (% for all) <input type="text" value="50100"/> <input type="button" value="Q"/> Activity Type (% for all) <input type="text" value="9102"/> <input type="button" value="Q"/> Fund (% for all) <input type="text" value="04720"/> <input type="button" value="Q"/> Project (% for all) <input type="text" value="%54"/> <input type="button" value="Q"/> Fiscal Year <input type="text" value="2019"/> Accounting Period From <input type="text" value="1"/> Accounting Period To <input type="text" value="1"/> Project Category (% for all) <input style="width: 50px;" type="text" value="%"/> <input type="button" value="Q"/> <input type="button" value="View Results"/>																					
Download results in : Excel Spreadsheet CSV Text File XML File (35 kb)																		View All		First 1-70 of 70 Last	
Row	Project	Activity ID	Activity Type	Fiscal Year	Accounting Period	Fund	Account	Program	Department	Journal ID	Journal Date	Accounting Date	System Source	Voucher	Supplier ID	Supplier Name	Supplier Class	Contract	BU Amount		
1	0000000954	653	9102	2019		1 04720	5012430	603023	13014	AP00958155	07/19/2018	07/16/2018	GAP	00898901	0000053809	DANIEL MEDLEY & KIRBY PC	Supplier	5108150	295.00		
2	0000000954	653	9102	2019		1 04720	5012430	603023	13014	PC00958235	07/19/2018	07/16/2018	GPC	00898901	0000053809	DANIEL MEDLEY & KIRBY PC	Supplier	5108150	-80.41		
3	0000000954	653	9102	2019		1 04720	5012430	603024	13014	PC00958235	07/19/2018	07/16/2018	GPC	00898901	0000053809	DANIEL MEDLEY & KIRBY PC	Supplier	5108150	80.41		
4	0000000954	678	9102	2019		1 04720	5011140	603023	13014	ALC0000005	07/31/2018	07/31/2018	ALO					5108150	2.68		
5	0000000954	678	9102	2019		1 04720	5011150	603023	13014	ALC0000006	07/31/2018	07/31/2018	ALO					5108150	49.50		
6	0000000954	678	9102	2019		1 04720	5011110	603023	13014	ALC0000007	07/31/2018	07/31/2018	ALO					5108150	32.26		
7	0000000954	678	9102	2019		1 04720	5011120	603023	13014	ALC0000009	07/31/2018	07/31/2018	ALO					5108150	15.01		
8	0000000954	678	9102	2019		1 04720	5011230	603023	13014	TE00964891	07/30/2018	07/30/2018	GHR					5108150	202.88		
9	0000000954	678	9102	2019		1 04720	50112301	603023	13014	ALC0000004	07/31/2018	07/31/2018	ALO					5108150	6.98		
10	0000000954	678	9102	2019		1 04720	50112301	603023	13014	ALC0000001	07/31/2018	07/31/2018	ALO					5108150	22.44		
11	0000000954	678	9102	2019		1 04720	50112301	603023	13014	ALC0000002	07/31/2018	07/31/2018	ALO					5108150	21.65		
12	0000000954	678	9102	2019		1 04720	50112301	603023	13014	ALC0000003	07/31/2018	07/31/2018	ALO					5108150	30.43		
13	0000004554	659	9102	2019		1 04720	5011110	603023	12002	ALC0000007	07/31/2018	07/31/2018	ALO					0772119	17.15		
14	0000004554	659	9102	2019		1 04720	5011120	603023	12002	ALC0000009	07/31/2018	07/31/2018	ALO					0772119	7.98		
15	0000004554	659	9102	2019		1 04720	5011140	603023	12002	ALC0000005	07/31/2018	07/31/2018	ALO					0772119	1.42		



Project Expenditures by Fund Query (V_PA_PROJ_EXPENDITURE_BY_FUND)

REVISED: 01/15/2020

DESCRIPTION:

This query displays detail project expenditures by Fund.

NAVIGATION PATH:

Main Menu > Reporting Tools > Query > Query Viewer > V_PA_PROJ_EXPENDITURE_BY_FUND

INPUT / SEARCH CRITERIA:

Business Unit
Fiscal Year
Fund (if inactive, type value)
Accounting Period From
Accounting Period To

OUTPUT FORMAT:

HTML
Excel
CSV

Screenshot of the Project Expenditures by Fund Query Page

V_PA_PROJ_EXPENDITURE_BY_FUND - Project Expenditures by Fund

Business Unit

Fiscal Year

Fund (if inactive, type value)

Accounting Period From

Accounting Period To

Download results in: [Excel Spreadsheet](#) [CSV Text File](#) [XML File \(1 kb\)](#)

View All First 1-1 of 1 Last

Row	Business Unit	Fiscal Year	Accounting Period	Fund Code	Project ID	Amount	Activity Type	Program
1	50100	2019		2 04312	0000105514	185000.00	9109	603023



Project Expense by Report Category Query (V_PA_PROJ_BY_PROJ_CATEGORY_SUM)

REVISED: 01/15/2020

DESCRIPTION:

This query displays project expenditures for a specified Reporting Category such as PRDG or MFED. The query can be used to review and monitor project expenditures. The query can also assist users with identifying any project expenditures, by Reporting Category, that need to be deleted.

NAVIGATION PATH:

Main Menu > Reporting Tools > Query > Query Viewer > V_PA_PROJ_BY_PROJ_CATEGORY_SUM

INPUT / SEARCH CRITERIA:

PC Business Unit
Fiscal Year
Accounting Period From
Accounting Period To
Reporting Category
Activity Type (% for all)

OUTPUT FORMAT:

HTML
Excel
CSV

Screenshot of the Project Expense by Report Category Query Page

V_PA_PROJ_BY_PROJ_CATEGORY_SUM - Proj Exp by Report Category

PC Business Unit

Fiscal Year

Accounting Period From

Accounting Period To

Reporting Category

Activity Type (% for all)

Download results in : [Excel Spreadsheet](#) [CSV Text File](#) [XML File \(273 kb\)](#)

[View All](#) First 1-100 of 1365

Row	Business Unit	Fiscal Year	Accounting Period	Reporting Category	Project ID	Fund Code	Program	Department ID	Monetary Amount
1	50100	2019	1	BRDG	000000673	04720	603023	12018	24146.55
2	50100	2019	1	BRDG	000000688	04720	603023	12016	642.04
3	50100	2019	1	BRDG	000000688	04720	603024	12016	1740.53
4	50100	2019	1	BRDG	000000954	04720	603024	13014	80.41
5	50100	2019	1	BRDG	000000954	04720	603023	13014	598.42
6	50100	2019	1	BRDG	0000001436	04720	603023	14008	478.57
7	50100	2019	1	BRDG	0000001436	04720	603024	14008	37171.51
8	50100	2019	1	BRDG	0000001765	04720	603023	15009	1162745.69
9	50100	2019	1	BRDG	0000001765	04720	603024	15009	300254.20
10	50100	2019	1	BRDG	0000001896	04720	603024	15002	20.80
11	50100	2019	1	BRDG	0000001896	04720	603023	15002	109.53
12	50100	2019	1	BRDG	0000002257	04720	603023	16012	1419.11
13	50100	2019	1	BRDG	0000002257	04720	603024	16012	2387.36
14	50100	2019	1	BRDG	0000004483	04720	603023	15000	8618.64
15	50100	2019	1	BRDG	0000004483	04720	603024	15000	392.23
16	50100	2019	1	BRDG	0000004554	04720	603023	12002	150.76
17	50100	2019	1	BRDG	0000004554	04720	603024	12002	53.26



Project Payroll Expenditures Query (V_PA_PROJ_PAYROLL_EXPENDITURES)

REVISED: 01/15/2020

DESCRIPTION:

This query provides the ability to track payroll between transaction dates for specific project activities.

NAVIGATION PATH:

Main Menu > Reporting Tools > Query > Query Viewer > V_PA_PROJ_PAYROLL_EXPENDITURES

INPUT / SEARCH CRITERIA:

- Business Unit (% for all)
- Fund (% for all)
- Activity Type (% for all)
- Project Category (% for all)
- Project ID (% for all)
- Fiscal Year
- From Accounting Period
- To Accounting Period

OUTPUT FORMAT:

- HTML
- Excel
- CSV

Screenshot of the Project Payroll Expenditures Query Page

V_PA_PROJ_PAYROLL_EXPENDITURES - Project Payroll Expenditures

Business Unit (% for all)

Fund (% for all)

Activity Type (% for all)

Project Category (% for all)

Project ID (% for all)

Fiscal Year

From Accounting Period

To Accounting Period

Download results in: [Excel Spreadsheet](#) [CSV Text File](#) [XML File \(8 kb\)](#)

View All First 1-16 of 16 Last

Row	Project ID	Activity Type	Activity ID	Program	Dept ID	Fund	Journal ID	Journal Date	Fiscal Year	Period	Employee ID	Employee Name	Resource Quantity	Contract	Resource Amount
1	0000000709	9102	678	603024	12016	04720	TE00943160	07/02/2018	2019	1		DOE, JOHN	5.00		185.96
2	0000000709	9102	678	603024	12016	04720	TE00964891	07/30/2018	2019	1		DOE, JOHN	4.00		135.25
3	0000000709	9102	678	603024	12016	04720	TE01031731	10/15/2018	2019	4		DOE, JOHN	3.00		101.43
4	0000000709	9102	678	603024	12016	04720	TE01044679	10/30/2018	2019	4		DOE, JOHN	3.00		101.44
5	0000000709	9102	678	603024	12016	04720	TE01059933	11/15/2018	2019	5		DOE, JOHN	2.00		61.99
6	0000000709	9102	759	603024	12016	04720	TE01031731	10/15/2018	2019	4		DOE, JOHN	2.50		72.63
7	0000000709	9102	774	603024	12016	04720	TE00964891	07/30/2018	2019	1		DOE, JOHN	10.00		318.75
8	0000000709	9102	774	603024	12016	04720	TE00980740	08/15/2018	2019	2		DOE, JOHN	18.00		525.95
9	0000000709	9102	774	603024	12016	04720	TE00993652	08/30/2018	2019	2		DOE, JOHN	12.00		382.50
10	0000000709	9102	774	603024	12016	04720	TE01005434	09/13/2018	2019	3		DOE, JOHN	6.00		210.38
11	0000000709	9102	774	603024	12016	04720	TE01031731	10/15/2018	2019	4		DOE, JOHN	5.00		159.38
12	0000000709	9102	774	603024	12016	04720	TE01044679	10/30/2018	2019	4		DOE, JOHN	5.00		159.38
13	0000000709	9102	774	603024	12016	04720	TE01168544	03/29/2019	2019	9		DOE, JOHN	13.50		473.34
14	0000000709	9102	774	603024	12016	04720	TE01196115	04/30/2019	2019	10		DOE, JOHN	12.00		382.50
15	0000000709	9102	774	603024	12016	04720	TE01212960	05/16/2019	2019	11		DOE, JOHN	4.00		127.50
16	0000000709	9102	774	603024	12016	04720	TE01225435	05/31/2019	2019	11		DOE, JOHN	8.00		255.00



Project Phase Closing Query (V_PA_PHASE_CLOSING)

REVISED: 01/15/2020

DESCRIPTION:

This query displays a listing of project and phases with end dates that are less than the current date so a user can manually update the activity status to Inactive.

NAVIGATION PATH:

Main Menu > Reporting Tools > Query > Query Viewer > V_PA_PHASE_CLOSING

INPUT / SEARCH CRITERIA:

Business Unit
End Date
Project Status
Activity Type

OUTPUT FORMAT:

HTML
Excel
CSV

Screenshot of the Project Phase Closing Query Page

V_PA_PHASE_CLOSING - Project Phase Closing

Business Unit

End Date

Project Status

Activity Type

Download results in : [Excel Spreadsheet](#) [CSV Text File](#) [XML File](#) (467 kb)

View All First 1-100 of 1558 Last

Row	Project ID	Status	Activity Type	Responsible Org	Department	Description	Start Date	End Date	Project Manager
1	0000014019	B	9101			8005052560	06/30/1995	07/01/1995	DOE, JOHN
2	0000014019	B	9102			8005052560	06/30/1995	07/01/1995	DOE, JOHN
3	0000014019	B	9103			8005052560	06/30/1995	07/01/1995	DOE, JOHN
4	0000014019	B	9104			8005052560	06/30/1995	07/01/1995	DOE, JOHN
5	0000014020	B	9101			8012052560	06/30/1995	07/01/1995	DOE, JOHN
6	0000014020	B	9102			8012052560	06/30/1995	07/01/1995	DOE, JOHN
7	0000014020	B	9103			8012052560	06/30/1995	07/01/1995	DOE, JOHN
8	0000014020	B	9104			8012052560	06/30/1995	07/01/1995	DOE, JOHN
9	0000014021	B	9101			8014052560	06/30/1995	07/01/1995	DOE, JOHN
10	0000014021	B	9102			8014052560	06/30/1995	07/01/1995	DOE, JOHN
11	0000014021	B	9103			8014052560	06/30/1995	07/01/1995	DOE, JOHN
12	0000014021	B	9104			8014052560	06/30/1995	07/01/1995	DOE, JOHN
13	0000014022	B	9101			8015052560	06/30/1995	07/01/1995	DOE, JOHN
14	0000014022	B	9102			8015052560	06/30/1995	07/01/1995	DOE, JOHN
15	0000014022	B	9103			8015052560	06/30/1995	07/01/1995	DOE, JOHN
16	0000014022	B	9104			8015052560	06/30/1995	07/01/1995	DOE, JOHN
17	0000016120	B	9101			0784076309	06/30/1995	07/01/1995	DOE, JOHN



SEFA Federal Query (V_PA_SEFA_FED)

REVISED: 01/15/2020

DESCRIPTION:

This query displays expenditure information that is used to assist agencies with the preparation of the Schedule of Expenditures of Federal Awards (SEFA) schedule that is submitted to the Department of Accounts (DOA).

NAVIGATION PATH:

Main Menu > Reporting Tools > Query > Query Viewer > V_PA_SEFA_FED

INPUT / SEARCH CRITERIA:

Business Unit
 Fiscal Year
 Accounting Period – From
 Accounting Period – To
 Account 1
 Account 2
 Account 3
 Account 4
 Account 5

OUTPUT FORMAT:

HTML
 Excel
 CSV

Screenshot of the SEFA Federal Query Page

V_PA_SEFA_FED - SEFA Federal

Business Unit

Fiscal Year

Accounting Period - From

Accounting Period - To

Account 1

Account 2

Account 3

Account 4

Account 5

Download results in: [Excel Spreadsheet](#) [CSV Text File](#) [XML File \(1177 kb\)](#)

View All First 1-100 of 1982

Row	Business Unit	Voucher	Supplier	Supplier	Class	FY_Billed	Bill Dt	Invoice	Customer	Contract	Account	Project	Activity	CFDA Number	Journal ID	Descr	Expense Amount	Billed Amount
1	50100	00204992	0000031474	W-L Construction & Paving Inc	R	2020	07/24/2019	FED002573	0000055002	0971085	5023230	0000103575	631	0	AP00020774	Item Earnings	885821.470	70217.260
2	50100	00204992	0000031474	W-L Construction & Paving Inc	R	2020	07/24/2019	FED002573	0000055002	0971085	5023230	0000103575	631	0	AP00020774	Contract Adjustments	654.140	654.140
3	50100	00204992	0000031474	W-L Construction & Paving Inc	R	2020	07/24/2019	FED002573	0000055002	0971085	5023230	0000103575	631	0	AP00020774	Item Earnings	0.000	41367.550
4	50100	00211947	0000031474	W-L Construction & Paving Inc	R	2020	07/25/2019	FED002574	0000055002	0971085	5023230	0000103575	631	0	AP00021979	Contract Adjustments	347.700	312.930
5	50100	00211947	0000031474	W-L Construction & Paving Inc	R	2020	07/24/2019	FED002573	0000055002	0971085	5023230	0000103575	631	0	AP00021979	Item Earnings	149108.510	19442.080
6	50100	00211947	0000031474	W-L Construction & Paving Inc	R	2020	07/25/2019	FED002574	0000055002	0971085	5023230	0000103575	631	0	AP00021979	Item Earnings	0.000	116699.790
7	50100	00256174	0000031474	W-L Construction & Paving Inc	R	2020	07/23/2019	FED002570	0000055002	PM00253	5023230	0000101050	631	0	AP00027086	Item Earnings	1705406.880	528300.000
8	50100	00340491	0000031474	W-L Construction & Paving Inc	R	2020	07/23/2019	FED002570	0000055002	PM01288	5023230	0000103679	631	20205	AP00036248	Item Earnings	1538521.850	1538521.850

Note: You can enter one account or up to five for this query. In this example, only one account was entered



Summary of Federal Bill Lines Query (V_PA_FED_SUM_BILL_LINES)

REVISED: 01/15/2020

DESCRIPTION:

This query displays which amounts must be validated prior to approving the bill and can be used to summarize the total amount billed by contract and appropriation code on the bill. The query pulls both the TMP (temporary) and FED (i.e., real Federal) bills.

NAVIGATION PATH:

Main Menu > Reporting Tools > Query > Query Viewer > V_PA_FED_SUM_BILL_LINES

INPUT / SEARCH CRITERIA:

Business Unit
Invoice

OUTPUT FORMAT:

HTML
Excel
CSV

Screenshot of the Summary of Federal Bill Lines Query Page

V_PA_FED_SUM_BILL_LINES - Summary of FED Bill Lines

Business Unit

Invoice

Download results in : [Excel Spreadsheet](#) [CSV Text File](#) [XML File \(20 kb\)](#)

View All First 1-100 of 112

Row	Business Unit	Invoice	Contract	Source Type	Sum Net
1	50100	FED000019	000S223	L240	-75.00
2	50100	FED000019	0053107	L1C0	33.18
3	50100	FED000019	0078075	HY10	184.80
4	50100	FED000019	0124023	H100	7535.68
5	50100	FED000019	0124023	Q100	6564.32
6	50100	FED000019	0131053	L050	1050.88
7	50100	FED000019	0135015	L1C0	863.39
8	50100	FED000019	0135019	LS20	418.49
9	50100	FED000019	0237016	Q200	1527.20
10	50100	FED000019	0307041	L22E	16932.12
11	50100	FED000019	0327019	L250	2043.20
12	50100	FED000019	0327021	Q100	17637.08
13	50100	FED000019	0332019	H100	139.03
14	50100	FED000019	0334004	H400	120.80
15	50100	FED000019	0413034	LZ2E	205.82
16	50100	FED000019	0602123	LY30	43744.00



Validate Federal Bill Lines Query (V_PA_FED_BILL_VALIDATE)

REVISED: 01/15/2020

DESCRIPTION:

The query displays billing lines and can be used to validate amounts billed for a specific contract on a Federal bill.

NAVIGATION PATH:

Main Menu > Reporting Tools > Query > Query Viewerr > V_PA_FED_BILL_VALIDATE

INPUT / SEARCH CRITERIA:

Business Unit
 Project
 Phase
 Accounting Date From
 Accounting Date to

OUTPUT FORMAT:

HTML
 Excel
 CSV

Screenshot of the Validate Federal Bill Lines Query Page

Row	Business Unit	Journal ID	Project	Activity	Analysis Type	Source Type	Accounting Date	Date/Time	Contract	Contract Line Num	Billing Distribution Status	BU Amount
1	50100		0000095952	602	BLD	Q100	03/31/2016	04/05/2016 2:32:58AM	0293031	1	D	565.57
2	50100		0000095952	602	PAY		04/15/2016	04/27/2016 3:43:04PM		0	N	703.59
3	50100	0000255366	0000095952	602	ATE		04/29/2016	05/03/2016 7:08:02PM		0	N	84.44
4	50100	ALC0000001	0000095952	602	ATE		03/31/2016	04/04/2016 7:23:28PM	0293031	1	D	84.64
5	50100	ALC0000001	0000095952	602	ATE		04/30/2016	05/03/2016 7:08:02PM		0	N	71.13
6	50100	ALC0000002	0000095952	602	ATE		03/31/2016	04/04/2016 7:23:28PM	0293031	1	D	81.79
7	50100	ALC0000002	0000095952	602	ATE		04/30/2016	05/03/2016 7:08:02PM		0	N	68.74
8	50100	ALC0000003	0000095952	602	ATE		03/31/2016	04/04/2016 7:23:28PM	0293031	1	D	119.64
9	50100	ALC0000003	0000095952	602	ATE		04/30/2016	05/03/2016 7:08:02PM		0	N	100.54
10	50100	ALC0000004	0000095952	602	ATE		03/31/2016	04/04/2016 7:23:28PM	0293031	1	D	31.40
11	50100	ALC0000004	0000095952	602	ATE		04/30/2016	05/03/2016 7:08:02PM		0	N	26.38
12	50100	ALC0000005	0000095952	602	ATE		03/31/2016	04/04/2016 7:23:28PM	0293031	1	D	10.05
13	50100	ALC0000005	0000095952	602	ATE		04/30/2016	05/03/2016 7:08:02PM		0	N	8.45
14	50100	ALC0000006	0000095952	602	ATE		03/31/2016	04/04/2016 7:23:28PM	0293031	1	D	179.58
15	50100	ALC0000006	0000095952	602	ATE		04/30/2016	05/03/2016 7:08:02PM		0	N	150.92
16	50100	ALC0000007	0000095952	602	ATE		03/31/2016	04/04/2016 7:23:28PM	0293031	1	D	135.21
17	50100	ALC0000007	0000095952	602	ATE		04/30/2016	05/03/2016 7:08:02PM		0	N	113.63



Project Accounting Reports

<This page is intended to be blank>



Contracts Billing Management Report

REVISED: 04/20/2020

DESCRIPTION:

Displays details of billing plans, including the events associated with those plans, the status of the events, and the amount of future billings.

NAVIGATION PATH:

Main Menu > Customer Contracts > Reports > Billing Management

RUN CONTROL PARAMETERS:

Business Unit
Contract Type
Contract Classification
Sold to Customer
Processing Status
Contract
Contract Admin
Billing Plan Status
Days to Event Date

OUTPUT FORMAT:

PDF
CSV

Screenshot of Contracts Billing Management Report Run Control Page

Navigation: Favorites > Main Menu > Customer Contracts > Reports > Billing Management

Billing Management Report

Run Control ID Ad_Hoc Report Manager Process Monitor **Run**

Contract Options

Business Unit VA Dept of Transportation

Contract Type

Contract Classification

Sold To Customer

*Processing Status

Contract

Contract Admin Enter a name or leave blank

Billing Options

Billing Plan Status

#Days to Event Date Enter number or leave blank

Buttons: Save, Notify, Add, Update/Display



Screenshot of Contracts Billing Management Report

ORACLE		Contracts Billing Management Report										Page 1 of 2
												4/21/2020
Business Unit:		50100 VA Dept of Transportation										
Contract Currency:		USD										
Sold To Customer	Contract	Contract Type	Bill Plan Id	Billing Method	Event Num	Event Type	Event Status	Milestone Event Origin	Milestone Nbr	Event Date	Amount	
0000003249	0000001680	A	B101	Milestone	1	Date	Ready			5/21/2015	600,000.00	
0000003249	0000001680	A	B101	Milestone	2	Date	Pending			6/21/2015	0.00	
0000003249	0000001689	A	B101	Milestone	1	Date	Ready			8/3/2015	250,000.00	
0000003249	0000001689	A	B101	Milestone	2	Date	Pending			7/15/2015	0.00	
0000003431	0000001631	A	B102	Milestone	1	Date	Ready			7/17/2015	1,258,614.50	
0000003431	0000001631	A	B102	Milestone	2	Date	Pending			8/28/2014	0.00	
0000010696	0000001910	A	B101	Milestone	1	Date	Ready			8/8/2018	80,000.00	
0000010696	0000001910	A	B101	Milestone	2	Date	Pending			9/8/2018	0.00	
0000055001	0000001733	J	B101	Milestone	2	Date	Pending			5/14/2016	0.00	
0000055001	0000001733	J	B101	Milestone	1	Date	Pending			3/10/2016	0.00	
0000104118	0000001547	A	B101	Milestone	2	Date	Ready			9/8/2013	0.00	
0000104118	0000001547	A	B101	Milestone	1	Date	Ready			8/8/2013	0.00	
0000108360	0000001754	J	B101	Milestone	3	Date	Pending			10/12/2016	0.00	
0000108360	0000001754	J	B101	Milestone	1	Date	Ready			8/12/2016	1,884,805.79	
0000108360	0000001754	J	B101	Milestone	2	Date	Pending			9/12/2016	18,843,759.21	
0000109309	0000001902	A	B101	Milestone	1	Date	Ready			7/26/2018	225,000.00	
0000109309	0000001902	A	B101	Milestone	2	Date	Pending			8/26/2018	4,700,000.00	
0000109309	0000001902	A	B101	Milestone	3	Date	Pending			7/26/2018	0.00	
0000109309	0000001902	A	B102	Milestone	2	Date	Pending			8/26/2018	4,700,000.00	
0000109309	0000001902	A	B102	Milestone	3	Date	Pending			7/26/2018	0.00	
0000109309	0000001902	A	B102	Milestone	1	Date	Ready			7/26/2018	225,000.00	
0000109309	0000001941	A	B101	Milestone	3	Date	Pending			10/18/2018	0.00	
0000109309	0000001941	A	B102	Milestone	1	Date	Ready			10/18/2018	623,075.00	
0000109309	0000001941	A	B102	Milestone	2	Date	Pending			11/16/2018	0.00	
0000119657	0000001863	R	B101	Milestone	1	Date	Ready			12/4/2017	200,000.00	
0000119657	0000001863	R	B101	Milestone	2	Date	Pending			1/4/2018	0.00	
0000128175	0000001658	A	B101	Milestone	1	Date	Pending			1/14/2015	50,000.00	
0000128175	0000001658	A	B101	Milestone	2	Date	Pending			2/14/2015	0.00	
0000128175	0000001662	A	B101	Milestone	1	Date	Ready			1/14/2015	236,877.00	
0000128175	0000001662	A	B101	Milestone	2	Date	Pending			2/14/2015	0.00	
0000128175	0000001663	A	B101	Milestone	1	Date	Ready			1/14/2015	1,299,473.00	
0000128175	0000001663	A	B101	Milestone	2	Date	Pending			2/14/2015	0.00	
0000128175	0000001664	A	B101	Milestone	2	Date	Pending			2/14/2015	0.00	
0000128175	0000001664	A	B101	Milestone	1	Date	Ready			1/14/2015	342,374.00	
0000128175	0000001665	A	B101	Milestone	1	Date	Ready			1/14/2015	130,170.00	
0000128175	0000001665	A	B101	Milestone	2	Date	Pending			2/14/2015	0.00	
0000130958	0000001671	A	B101	Milestone	2	Date	Pending			6/21/2015	0.00	
0000130958	0000001671	A	B101	Milestone	1	Date	Ready			5/21/2015	1,270,810.00	
0000134423	0000001650	G	B101	Milestone	1	Date	Ready			10/17/2014	395,398.16	
0000134423	0000001650	G	B101	Milestone	2	Date	Pending			11/17/2014	0.00	
0000134423	0000001650	G	B103	Milestone	2	Date	Ready			7/19/2015	0.00	

Private and Confidential

Note: This report displays billing plans with open events only.



Contracts Prepaid Management Report (RPA149) –BI Publisher Report

REVISED: 02/27/2017

DESCRIPTION:

This report displays the details of prepaid balances, including the status, the date the balances are expected to expire, and the amount remaining. The report can be used to monitor contract prepayments by customer, contract, source, and type, in addition to the purchase, remaining, and committed amounts. The details of the report are determined by the criteria entered on the Prepaid Balance Report run control page.

NAVIGATION PATH:

Main Menu > Customer Contracts > Reports > Prepaid Management

RUN CONTROL PARAMETERS:

Business Unit
Contract Type (% for all)
Contract Classification
Sold To Customer (% for all)
Processing Status
Contract (% for all)
Contract Admin
Prepaid Balance Status
Hold (% for all)
Prepaid Transaction Type
#Days Prior to Expiration Date

OUTPUT FORMAT:

PDF
CSV

Screenshot of the Prepaid Balance Report - Run Control Page

The screenshot shows the 'Prepaid Balance Report' run control page. The breadcrumb navigation is 'Main Menu > Customer Contracts > Reports > Prepaid Management'. The page title is 'Prepaid Balance Report'. Below the title, there are links for 'Run Control ID Prepaid_Management', 'Report Manager', 'Process Monitor', and a 'Run' button. The page is divided into two main sections: 'Contract Options' and 'Prepaid Options'. The 'Contract Options' section includes fields for Business Unit (50100), Contract Type (%), Contract Classification (Standard), Sold To Customer (%), *Processing Status (Active), Contract (%), and Contract Admin. The 'Prepaid Options' section includes fields for Prepaid Balance Status, Hold (%), Prepaid Transaction Type, and #Days Prior to Expiration Date. At the bottom, there are buttons for 'Save', 'Notify', 'Add', and 'Update/Display'.



Screenshot of the Contracts Prepaid Management Report

ORACLE

Contracts Prepaid Management Report

Page 1 of 5
1/23/2020

Business Unit: 50100 VA Dept of Transportation
Contract Currency: USD

<u>Sold To Customer</u>	<u>Contract</u>	<u>Billing Utilization Description</u>	<u>Purchase Order</u>	<u>Expiry Date</u>	<u>Depleted Date</u>	<u>Purchased Amount</u>	<u>Remaining Amount</u>	<u>Committed Amount</u>
000003001	000001883	PPD Bal#1 of Contr# 000001883		3/1/2019		212,000.00	66,469.68	0.00
000003001	000001897	PPD Bal#1 of Contr# 000001897		6/6/2019	11/2/2018	350,000.00	0.00	0.00
000003005	000001721	PPD Bal#1 of Contr# 000001721		3/16/2017		30,000.00	30,000.00	0.00
000003006	000001825	PPD Bal#1 of Contr# 000001825		4/17/2018	11/2/2017	125,000.00	0.00	0.00
000003006	000000061	PPD Bal#1 for 000000061			11/1/2013	870,000.00	0.00	0.00
000003006	000000001	PPD Bal#1 for 000000001				1,606.89	0.00	0.00
000003154	000001995	PPD Bal#1 of Contr# 000001995		7/31/2020		600,000.00	399,214.36	302,763.55
000003154	000002003	PPD Bal#1 of Contr# 000002003		8/22/2020		261,000.00	261,000.00	0.00
000003154	000002012	PPD Bal#1 of Contr# 000002012		10/30/2020		400,000.00	400,000.00	0.00
000003249	000001654	PPD Bal#1 of Contr# 000001654		10/24/2015	6/28/2019	2,762,892.00	0.00	0.00
000003249	000001654	PPD Bal#2 of Contr# 000001654		5/22/2016		264,358.00	138,706.55	0.00
000003249	000001680	PPD Bal#1 of Contr# 000001680		5/22/2016		600,000.00	132,903.35	0.00
000003249	000001689	PPD Bal#1 of Contr# 000001689		8/4/2016	5/2/2016	239,890.08	0.00	0.00
000003249	000001702	PPD Bal#1 of Contr# 000001702		10/7/2016	10/3/2017	2,000,000.00	0.00	0.00
000003249	000001702	PPD Bal#2 of Contr# 000001702		12/2/2016	9/4/2019	1,000,000.00	0.00	0.00
000003249	000001654	PPD Bal#3 of Contr# 000001654		2/12/2017		547,300.00	547,300.00	0.00
000003249	000001689	PPD Bal#2 of Contr# 000001689		6/22/2017	5/2/2017	250,000.00	0.00	0.00
000003249	000001689	PPD Bal#3 of Contr# 000001689		6/23/2017	5/2/2017	200,000.00	0.00	0.00
000003249	000001689	PPD Bal#4 of Contr# 000001689		8/7/2019	1/3/2019	715,000.00	0.00	0.00
000003249	000001654	PPD Bal#4 of Contr# 000001654		12/27/2019		250,000.00	250,000.00	0.00

Private and Confidential



Disaster Report (RPA109)

REVISED: 02/27/2017

DESCRIPTION:

This report provides specific expenditure details for all projects denoted with a disaster number and disaster indicator on the project record. The report can be run in summary or detail format and provides Fiscal Year-to-Date and Life-to-Date expenditures.

NAVIGATION PATH:

Main Menu > Project Costing > Reports > Disaster Report

RUN CONTROL PARAMETERS:

Business Unit
Disaster Number
Date From
Report Options (Summary, Detail)

OUTPUT FORMAT:

PDF
CSV

ADDITIONAL INFORMATION:

A Disaster Number is not specified when running the Summary Report. The Summary Report returns all disasters and their related projects. For each disaster, all the related projects are returned, grouped by their related Disaster Number, identified by their District and FIPS, with expenditures reported both Fiscal Year-to-Date and Life-to-Date. The Summary Report also provides expenditures charged to projects that are identified as related to a disaster but, when charged, the Disaster Number was omitted from the charge distribution. A Disaster Number must be specified when running the Detail Report. The Detail Report provides all projects related to a specified Disaster Number. Each project will have one or more expenditures rows with detail charge distribution and expenditures.

Screenshot of the Disaster Report - Run Control Page, Summary Report Option

The screenshot shows the 'Disaster Report' run control page. The breadcrumb navigation is 'Main Menu > Project Costing > Reports > Disaster Report'. The page title is 'Disaster Report'. Below the title, there is a 'Run Control ID' field with the value 'Disaster_Report', and buttons for 'Report Manager', 'Process Monitor', and 'Run'. A 'Report Request Parameters' section contains three input fields: '*Business Unit' with the value '50100', 'Disaster Number' (empty), and '*Date From' with the value '01/01/2020'. A 'Report Options' section contains two radio buttons: 'Summary' (selected) and 'Detail'. At the bottom of the page, there are buttons for 'Save', 'Notify', 'Add', and 'Update/Display'.



Screenshot of the RPA109 Disaster Report – Summary Report Option



Report ID: RPA109

Commonwealth of Virginia
DISASTER REPORT - SUMMARY

Run Date: 01/23/2020
Run Time: 04:54 00

Business Unit: 50100
Date From: 01/01/2020

Page No. 1 of 3

Disaster Number	Project ID	District	FIPS	Fiscal YTD Expenditures	LTD Expenditures
70606	0000078825	Staunton		\$ 309.17	\$ 309.17
	0000100379	Fredericksburg		855.51	855.51
	0000100572	Richmond		3,402.44	3,402.44
	0000104161	Fredericksburg		26.82	26.82
	0000107785	Hampton Roads		342.00	342.00
	0000108249	Richmond		407.96	407.96
	0000108309	Richmond		3,178.24	3,178.24
	0000108310	Richmond		81,855.82	81,855.82
	0000108310	Richmond	041	117.00	117.00
	0000108556	Richmond		278,150.15	278,150.15
	0000109087	Richmond		1,740.56	1,740.56
	0000109087	Richmond	149	58,411.66	58,411.66
	0000109130	Culpeper		10,306.08	10,306.08
	0000109149	Fredericksburg	101	8,503.80	8,503.80
	0000109149	Fredericksburg	115	41,496.35	41,496.35
	0000109373	Staunton		41,331.71	41,331.71
	0000109752	Hampton Roads		627,952.21	627,952.21
	0000109752	Hampton Roads	810	2,787.72	2,787.72
	0000109753	Richmond		637,659.77	637,659.77
	0000109760	Northern Virginia		107,687.61	107,687.61
	0000109761	Fredericksburg		12,396.75	12,396.75
	0000109762	Hampton Roads		393,295.92	393,295.92
	0000109763	Richmond		53,240.08	53,240.08
	0000109770	Northern Virginia		708,011.96	708,011.96
	0000109771	Fredericksburg		13,301.45	13,301.45
	0000109775	Central Office		177,711.35	177,711.35
	0000109852	Fredericksburg		36,853.11	36,853.11
	0000109852	Fredericksburg	101	475.32	475.32
	0000109852	Fredericksburg	177	1,373.54	1,373.54
	0000110423	Richmond		157,057.67	157,057.67
	0000110646	Richmond		1,802.11	1,802.11
	0000110647	Richmond		6,415.78	6,415.78
	0000110667	Richmond		312.85	312.85
	0000110706	Richmond	025	381.41	381.41
	0000111099	Staunton		7,827.83	7,827.83
	0000111100	Staunton		2,308.39	2,308.39
	0000111101	Staunton		4,248.34	4,248.34
	0000111108	Fredericksburg		441.38	441.38
	0000111109	Richmond		271,353.52	271,353.52
	0000111110	Richmond		81,237.28	81,237.28
	0000111111	Richmond		47,718.19	47,718.19
	0000111112	Richmond		2,961.81	2,961.81
	0000111113	Richmond		625.28	625.28
	0000111275	Richmond		43.15	43.15
	0000111288	Richmond		2,086.73	2,086.73
	0000111292	Richmond		112.55	112.55

Screenshot of the Disaster Report - Run Control Page, Detail Report Option

Favorites ▾ Main Menu ▾ > Project Costing ▾ > Reports ▾ > Disaster Report

Disaster Report

Disaster Report

Run Control ID Disaster_Report Report Manager Process Monitor Run

Report Request Parameters

*Business Unit	<input type="text" value="50100"/>	<input type="button" value="🔍"/>
Disaster Number	<input type="text" value="70629"/>	
*Date From	<input type="text" value="01/01/2020"/>	<input type="button" value="📅"/>

Report Options

Summary

Detail

Save Return to Search Previous in List Next in List Notify Add Update/Display



Screenshot of the RPA109 Disaster Report - Detail Report Option



Report ID: RPA109

Commonwealth of Virginia
DISASTER REPORT - DETAIL

Run Date: 01/23/2020
Run Time: 04:58 00

Page No. 1 of 7

Business Unit: 50100
Disaster Number: 70629
Date From: 01/01/2020

Project ID	Dept ID	FIPS	Activity	Fiscal Accounting		Expenditures
				Year	Date	
0000083531	15032	700	71500	2020	01/15/2020	\$ 675.41
	15032	700	71500	2020	01/07/2020	1,607.73
	15032	700	71500	2020	01/15/2020	289.78
	15032	700	71500	2020	01/15/2020	311.16
	15032	700	71500	2020	01/15/2020	147.40
	15032	700	71500	2020	01/15/2020	309.58
	15032	700	71500	2020	01/09/2020	570.48
	15032	700	71500	2020	01/15/2020	248.59
	15032	700	71500	2020	01/15/2020	418.43
	15032	700	71500	2020	01/15/2020	71.08
	15032	700	71500	2020	01/15/2020	928.07
	15032	700	71500	2020	01/15/2020	886.37
	15032	700	71500	2020	01/15/2020	220.44
	15087	700	66225	2020	01/06/2020	53,842.05
	15087	700	76231	2020	01/15/2020	90.80
	15088	700	72500	2020	01/15/2020	769.64
	15088	700	72500	2020	01/21/2020	250.00
	15088	700	72500	2020	01/15/2020	1,577.17
	15088	700	72500	2020	01/15/2020	124.80
	15088	700	71500	2020	01/06/2020	725.35
	15088	700	71500	2020	01/06/2020	725.35
	15088	700	63500	2020	01/06/2020	11,811.36
	15088	700	62500	2020	01/07/2020	1,200.00
	15088	700	62500	2020	01/07/2020	8,400.00
	15088	700	62500	2020	01/07/2020	1,000.00
	15088	700	62500	2020	01/07/2020	1,000.00
	15088	700	62500	2020	01/07/2020	17,330.00
	15088	700	61500	2020	01/06/2020	67,803.82
	15088	700	60000	2020	01/06/2020	8,528.31
	15089		76225	2020	01/15/2020	69.25
	15089		70000	2020	01/15/2020	1,928.06
	15089		66200	2020	01/15/2020	280.28
	15089		76231	2020	01/08/2020	33,446.24
	15089		76231	2020	01/08/2020	10.63
	15089		66200	2020	01/15/2020	374.06
	15089		75150	2020	01/07/2020	447.68
	15089		75150	2020	01/08/2020	1,102.65
	15089		75150	2020	01/02/2020	1,243.95
	15089		75150	2020	01/02/2020	1,285.95
	15089		76225	2020	01/15/2020	1,112.24
	15089		76225	2020	01/15/2020	2,532.96
	15089		76225	2020	01/15/2020	1,848.42
	15089	650	76225	2020	01/15/2020	612.04
	15089	650	72500	2020	01/15/2020	433.00
	15089	700	72500	2020	01/16/2020	636.53



Expenditures Allocations Report (RPA091)

REVISED: 02/27/2017

DESCRIPTION:

This report provides a listing of all projects for which expenditures have exceeded a specified percentage of the project budget. The report also shows the variance between budgeted amounts and funded amounts, as well as budgeted amounts and expended amounts. The report can be used to identify projects that have exceeded budget in combination with a number of various additional parameters.

NAVIGATION PATH:

Main Menu > Project Costing > Reports > Expenditures Allocations

RUN CONTROL PARAMETERS:

Business Unit
Responsible Department
As of Date
Project Category
Project Status (Active, Inactive)
Details [checkbox]

OUTPUT FORMAT:

PDF
CSV

Report Options:

Expenditure % of Budget
Variance Between Budget and Expenditure Equal to 0
Project Budget to Fund Source Variation Not Equal to 0
Projects with no Transactions 12 Months Prior to As of Date
exp



Screenshot of the Expenditures Allocations Report - Run Control Page, Details Unchecked

Expenditures Allocations Rpt

Expenditures Allocations Report

Run Control ID: Expenditures_Allocation Report Manager Process Monitor **Run**

Report Parameters

*Business Unit: 50100

Responsible Department: Project Category:

*As Of Date: 01/24/2020 Project Status:

Details

Report Options

Expenditure % of Budget %

Variance Between Budget and Expenditure Equal to 0

Project Budget to Fund Source Variation Not Equal to 0

Projects with no Transactions 12 Months Prior to As of Date

Save Notify Add Update/Display

Screenshot of the RPA091 Expenditures Allocations Report

CARDINAL		Commonwealth of Virginia EXPENDITURES ALLOCATIONS REPORT				Run Date: 01/24/2020
Report ID: RPA091						Run Time: 08:45 00
						Page No. 1 of 528
Business Unit	50100 : VA Dept of Transportation					
Responsible Dept	99999 : VDOT Statewide					
Project Category	ALL					
Project Status	ALL					
As of Date	01/24/2020					
Report Option	Expenditure % of Budget					
Percent of Budget	0.00%					
Detail	No					
Project ID	Project Budget	Expenditures	Expenditures to Project Budget	Variance %	Expended To	Proj Budget
0000000015	\$ 14,487,583.61	\$ 14,487,590.52	(6.91)	100.000		
0000000016	2,425,954.41	2,425,954.41	0.00	100.000		
0000000029	7,398,335.04	926,700.46	6,471,634.58	12.526		
0000000053	1,924,378.33	2,329,485.98	(405,107.65)	121.051		
0000000054	107,617,433.00	116,453,311.21	(8,835,878.21)	108.210		
0000000084	0.00	7,056,140.91	(7,056,140.91)	0.000		
0000000098	2,944,407.16	2,942,552.60	1,854.56	99.937		
0000000099	3,572,423.54	3,322,423.55	249,999.99	93.002		
0000000157	2,252,716.78	1,787,173.92	465,542.86	79.334		
0000000177	2,535,000.50	2,535,454.95	(454.45)	100.018		
0000000190	88,780,209.60	92,225,618.67	(3,445,409.07)	103.881		
0000000191	47,320,621.15	47,320,621.15	0.00	100.000		
0000000192	3,110,255.98	3,649,740.98	(539,485.00)	117.345		
0000000195	8,922,782.00	8,922,781.81	0.19	100.000		
0000000200	4,714,262.62	1,219,431.62	3,494,831.00	25.867		
0000000204	2,209,827.46	2,899,389.03	(689,561.57)	131.204		
0000000206	3,099,999.51	55,174,006.31	(52,074,006.80)	1779.807		
0000000209	6,211,414.10	3,062,079.02	3,149,335.08	49.298		
0000000222	2,933,732.06	3,018,071.88	(84,339.82)	102.875		
0000000241	725,894.81	725,894.81	0.00	100.000		
0000000253	17,421,314.00	9,560,051.10	7,861,262.90	54.876		
0000000255	5,355,412.62	5,351,411.81	4,000.81	99.925		
0000000260	2,601,032.00	2,657,499.99	(56,467.99)	102.171		
0000000293	4,541,054.43	5,050,732.15	(509,677.72)	111.224		
0000000313	9,558,892.55	9,471,787.04	87,105.51	99.089		
0000000358	0.00	25,859.33	(25,859.33)	0.000		
0000000363	656,449.46	727,354.19	(70,904.73)	110.801		
0000000374	3,604,137.47	3,604,137.47	0.00	100.000		
0000000436	289.00	289.42	(0.42)	100.145		
0000000531	4,124,696.12	4,124,696.12	0.00	100.000		
0000000558	2,565,747.47	2,704,916.98	(139,169.51)	105.424		



Screenshot of the Expenditures Allocations Report - Run Control Page, Details Checked

Favorites > Main Menu > Project Costing > Reports > Expenditures Allocations

Expenditures Allocations Rpt

Expenditures Allocations Report

Run Control ID: Expend_Alloc_Detail Report Manager Process Monitor **Run**

Report Parameters

*Business Unit: 50100

Responsible Department: 19000 Project Category: BRDG

*As Of Date: 01/24/2020 Project Status: Active

Details

Report Options

Expenditure % of Budget

Variance Between Budget and Expenditure Equal to 0

Project Budget to Fund Source Variation Not Equal to 0

Projects with no Transactions 12 Months Prior to As of Date

Screenshot of the RPA091 Expenditures Allocations Report - with Details

Commonwealth of Virginia EXPENDITURES ALLOCATIONS REPORT																			
Report ID: RPA091					Run Date: 01/24/2020 Run Time: 08:56 00														
Page No. 1 of 14																			
Business Unit: 50100 : VA Dept of Transportation Responsible Dept: 19000 : Northern Virginia Dist Office Project Category: BRDG Project Status: A As of Date: 01/24/2020 Report Option: Expenditure % of Budget Account of Budget: 0.00																			
<table border="0" style="width: 100%;"> <tr> <td style="width: 10%;">Detail</td> <td style="width: 10%;">Yes</td> <td colspan="8"></td> </tr> </table>										Detail	Yes								
Detail	Yes																		
Project ID					Project Budget	Expenditures	Expenditures to Project Budget	Variance % Expanded To Proj Budget											
0000013453					\$ 24,788,100.00	\$ 25,119,315.32	\$ (331,215.32)	101.336											
<u>Project</u>	<u>Dept ID</u>	<u>Fund</u>	<u>Program</u>	<u>FIPS</u>															
0000013453	19000	04720	603002		0.00	25,117,156.51	(25,117,156.51)	0.000											
0000013453	19000	04720	603002	059	0.00	2,158.81	(2,158.81)	0.000											
0000013453	919000	04720	603002		14,562,973.00	0.00	14,562,973.00	0.000											
0000013453	919000	04720	603004		10,225,127.00	0.00	10,225,127.00	0.000											
0000018136					262,402,344.02	262,402,343.01	1.01	100.000											
<u>Project</u>	<u>Dept ID</u>	<u>Fund</u>	<u>Program</u>	<u>FIPS</u>															
0000018136	11101	04720	603003	191	0.00	2,618.82	(2,618.82)	0.000											
0000018136	19000	04720	603003		0.00	261,788,066.53	(261,788,066.53)	0.000											
0000018136	19000	04720	603003	013	0.00	105.06	(105.06)	0.000											
0000018136	19000	04720	603003	059	0.00	34,650.11	(34,650.11)	0.000											
0000018136	19000	04720	603003	193	0.00	51,104.75	(51,104.75)	0.000											
0000018136	19000	04720	603003	510	0.00	524,512.65	(524,512.65)	0.000											
0000018136	19000	04720	603003	600	0.00	81.60	(81.60)	0.000											
0000018136	19010	04720	603002	153	0.00	98.00	(98.00)	0.000											
0000018136	19072	04720	603003		0.00	1,105.49	(1,105.49)	0.000											
0000018136	919000	04720	603002		71,129,964.00	0.00	71,129,964.00	0.000											
0000018136	919000	04720	603003		191,272,380.02	0.00	191,272,380.02	0.000											
0000018857					7,586,234.00	6,575,522.96	1,010,711.04	86.677											
<u>Project</u>	<u>Dept ID</u>	<u>Fund</u>	<u>Program</u>	<u>FIPS</u>															
0000018857	19000	04720	603003	059	0.00	6,575,522.96	(6,575,522.96)	0.000											
0000018857	919000	04720	603004		8,362,747.00	0.00	8,362,747.00	0.000											
0000018857	919000	04720	603023		(776,513.00)	0.00	(776,513.00)	0.000											
0000068757					81,631,075.00	93,135,652.04	(11,504,577.04)	114.093											



Federal Accrued Unbilled Cost by Type of Exception Report (VPAR113)

REVISED: 02/27/2017

DESCRIPTION:

This report provides contracts for which expenditures are accruing, but are not able to be billed to the Federal government. This report can be used to determine if authorizations for a Federal project should be increased.

NAVIGATION PATH:

Main Menu > Customer Contracts > Reports > Fed Acc Unbilled CostException

RUN CONTROL PARAMETERS:

Business Unit

OUTPUT FORMAT:


PDF
CSV

Screenshot of the VPAR113 Federal Accrued Unbilled Cost by Type of Exception - Run Control Page

The screenshot shows a web application interface for the 'Fed Acc Unbilled Cost by Type of Exception' report. At the top, there is a breadcrumb navigation path: 'Favorites > Main Menu > Customer Contracts > Reports > Fed Acc Unbilled CostException'. Below this, a search bar contains the text 'Fed Acc Unbill Exp.'. The main title of the page is 'Fed Accrued Unbilled Cost by Type of Exception'. Underneath the title, there are several controls: 'Run Control ID Fed_Accr_Unbill_Cost_Type_Excp', 'Report Manager', 'Process Monitor', and a 'Run' button. A search field for '*Business Unit:' contains the value '50100' and a magnifying glass icon. At the bottom of the page, there are four buttons: 'Save', 'Notify', 'Add', and 'Update/Display'.



Screenshot of the VPAR113 Federal Accrued Unbilled Cost by Type of Exception Report

		Commonwealth of Virginia FEDERAL ACCRUED UNBILLED COST BY TYPE OF EXCEPTION REPORT		Run Date: 01/24/2020 Run Time: 09:23:00	
Report ID: VPAR113		Page No. 1 of 46			
As of Date	:	01/24/2020			
Business Unit	:	50100 VA Dept of Transportation			
Federal Fiscal Year	:	2020			
SUMMARY SECTION.					

Items for Projects with Advanced Construction.					
		Obligated Amount.		8,226,019,709.59	
		Processed Amount.		3,437,561,500.91	
		Less, Out of Period Amount.		5,130,763.80	
		Total Processed Amount.		3,432,430,737.11	

Items for Projects with Exceeded Agreement and Outside Period of Performance.					
		Excess Amount.		324,588,889.29	
		Less, Items for Emergency Relief (ER) Project.		0.00	
		Net Excess Amount.		324,588,889.29	

		Out Of Period Amount.		2,349,526.28	
		Less, Items for Emergency Relief (ER) Project.		0.00	
		Net Out Of Period Amount.		2,349,526.28	

Advanced Construction Detail .					
SUSPENSE TYPE, ADC					

Federal Project#	Description	Processed Amount	Out of Period Amount	Obligated Amount	
111230	NHFF-0813188	0.00	0.00	579,237.00	
SA1993	NHFF-SAD1993*IN-ACTIVE*	0.00	0.00	493,620.00	
0005164	TRADD05164	63.15	0.00	95,027.00	
0005166	STP0005166	17,234,850.85	0.00	21,191,865.00	
0005217	STP0005217	0.00	0.00	8,049,765.00	
0005235	TMA-0005235	0.00	0.00	0.00	
0005241	HSIP-0005241	0.00	0.00	276,928.00	
0005256	STP-0005256	2,420.44	0.00	828,786.00	
0005257	STP-0005257	471,323.75	0.00	263,813.00	
0005258	STP-0005258	0.00	0.00	742,233.00	
0005277	NH-0005277	0.00	0.00	62,495,963.00	
0005293	NH-0005293	0.00	0.00	16,000,000.00	
0005294	NHFF-0005294	0.00	0.00	44,264.00	
0005295	NHFF-0005295	0.00	0.00	407,200.00	
0005296	NHFF-0005296	0.00	0.00	270,000.00	
0005308	STP-0005308	0.01	(2,639.09)	1,309,761.00	
0005309	EMDG-969-057	172.15	172.15	2,025,285.00	
0005310	STP-0005310	0.00	0.00	3,312,934.00	
0005318	STP-0005318	970,523.68	0.00	5,725,391.00	
0005320	HSIP-0005320	0.00	0.00	49,000.00	
0005321	STP-0005321	25,979,059.29	0.00	24,060,988.54	
0005324	STP-0005324	0.00	0.00	6,340,000.00	
0005328	NHFF-0005328	19,894,394.42	0.00	22,975,466.00	
0005329	NHFF-0005329	413,295.42	0.00	1,040,000.00	
0005338	NHFF-0005338*SRKINTERNALNOTE	22,361,782.09	0.00	49,757,785.00	
0005340	HSIP-0005340	0.00	0.00	3,240,000.00	
0005341	HSIP-0005341	0.00	0.00	0.00	
0005342	HSIP-0005342	0.00	0.00	0.00	
0005343	NHFF-0005343	49,019,323.74	0.00	214,228,294.00	
0005345	NHFF-0005345	0.00	0.00	5,000,000.00	
0005348	STP-0005348	182,306.64	0.00	450,000.00	
0005349	STP-0005349	263,394.55	0.00	276,300.00	



Screenshot of the VPAR113 Federal Accrued Unbilled Cost by Type of Exception Report (continued)

Page No: 33 of 46

Over the Limit (Exceeded Agreement) and Out of Period of Performance Detail .

Federal Project#	Description	Excess Amount Without ERP	Excess Amount With ERP	Outside Period Without ERP	Outside Period With ERP
0005153	TEA-0005153	8,294.99	0.00	0.00	0.00
0005164	TRAD0005164	23.22	0.00	0.00	0.00
0005166	STP0005166	81,703.42	0.00	0.00	0.00
0005206	STP0005206	699.35	0.00	0.00	0.00
0005210	STP0005210	108.99	0.00	0.00	0.00
0005221	NSIP0005221	14,185.21	0.00	0.00	0.00
0005223	VDOT's Workforce Developm Prgm	974.18	0.00	0.00	0.00
0005235	TEA-0005235	402.40	0.00	0.00	0.00
0005241	NSIP-0005241	62,322.68	0.00	0.00	0.00
0005287	QJT-0005287	765.87	0.00	0.00	0.00
0005313	OC-0005313	7,411.69	0.00	0.00	0.00
0005324	STP-0005324	5,580,809.48	0.00	(623,752.80)	0.00
0005326	VMEAT-0005326	22,961.50	0.00	0.00	0.00
0005332	0005332	17,938.54	0.00	0.00	0.00
0005342	NSIP-0005342	0.00	0.00	299,196.26	0.00
0005345	NSPP-0005345	0.00	0.00	0.00	0.00
0005352	QJT-0005352	2,032.52	0.00	229.04	0.00
0005363	QJT-0005363	5,088.26	0.00	0.00	0.00
0014001	05594054	550.96	0.00	0.00	0.00
0015024	HR0015024	11,669,267.83	0.00	0.00	0.00
0015043	STP-0015043	58,894.35	0.00	0.00	0.00
0015048	HR00-0015048	30,047.00	0.00	0.00	0.00
0015050	STP-0015050	195,041.93	0.00	0.00	0.00
0015061	HR00-0015061	11,313.83	0.00	0.00	0.00
0027049	NSIP-0027049	19.45	0.00	0.00	0.00
0029001	SEA-MAMA-0029001-05	15,510.79	0.00	0.00	0.00
0038121	TRAD0038121	10,289.04	0.00	0.00	0.00
0038123	HR0038123	1,288.99	0.00	0.00	0.00
0038139	HR-0038139	31,767.94	0.00	0.00	0.00
0038148	STP-0038148	138,793.24	0.00	0.00	0.00
0063119	HR-0063119	2.43	0.00	0.00	0.00
0063123	HR-0063123	425,519.58	0.00	0.00	0.00
0064011	TRAD064011*DMV OC*	9,812,167.13	0.00	0.00	0.00
0063005	TRAD063005	15,274.20	0.00	0.00	0.00
0063020	STP-0063020	1,064.19	0.00	0.00	0.00
0063028	NSPP-0063028	66.29	0.00	0.00	0.00
0072128	TAP-0072128	0.00	0.00	0.00	0.00
0078026	STP0078026	1.03	0.00	0.00	0.00
0078068	HR00078068	2,377.74	0.00	0.00	0.00
0078072	NSIP-0078072	0.71	0.00	0.00	0.00
0078075	NSPP078075	0.00	0.00	0.00	0.00
0078135	HR-0078135	24,243.63	0.00	0.00	0.00
0078151	STP-0078151	2,328.08	0.00	31.22	0.00
0078152	STP-0078152	2,597.15	0.00	0.00	0.00
0092028	HR00-0092028	116.43	0.00	0.00	0.00
0092029	HR00-0092029	44.58	0.00	0.00	0.00
0092035	HR-0092035	102,925.88	0.00	0.00	0.00
0092037	HR00-0092037	12,363.66	0.00	0.00	0.00
0092041	HR-0092041	192.97	0.00	0.00	0.00
0092044	STP-0092044	2,618.55	0.00	0.00	0.00
0092049	HR-0092049	0.00	0.00	0.00	0.00
0101016	STP-0101016	7,469.10	0.00	0.00	0.00
0101032	TAP-0101032	5,517.75	0.00	0.00	0.00
0101035	STP-0101035	54,731.78	0.00	0.00	0.00
0101037	STP-0101037	12,205.77	0.00	0.00	0.00
0101038	STP-0101038	0.00	0.00	0.00	0.00
0101040	STP-0101040	0.00	0.00	0.00	0.00
0101041	STP-0101041	357,953.84	0.00	0.00	0.00
0111005	NSIP-0111005	11,212.48	0.00	0.00	0.00
0112023	AC-STP-0112023	649.81	0.00	0.00	0.00
0112034	HR-0112034	45,378.98	0.00	0.00	0.00
0124028	TEA-0124028	0.06	0.00	0.00	0.00
0124031	SR0124031	9,084.16	0.00	0.00	0.00
0124044	TAP-0124044	6,570.48	0.00	0.00	0.00
0131059	STP-0131059	913,772.00	0.00	0.00	0.00
0131063	APC-0131063	125,971.84	0.00	0.00	0.00



Federal Contract Status Report (RPA119)

REVISED: 02/27/2017

DESCRIPTION:

This report provides total expenditures, participating and nonparticipating, the Federal share of expenditures and billed amount for a given Federal contract by related project. The report can be used as a contract administration tool to track the status of expenditures billed and not billed, advance amounts, not billed amounts, adjustments, etc. These can be tracked by Project, Phase, and Activity related to a Federal contract.

NAVIGATION PATH:

Main Menu > Customer Contracts > Reports > Federal Contract Status Report

RUN CONTROL PARAMETERS:

Business Unit
Contract

OUTPUT FORMAT:

PDF
CSV

Screenshot of the RPA119 Federal Contract Status Run Control

The screenshot shows a web application interface for the 'Federal Contract Status Report'. The breadcrumb navigation at the top reads: Favorites > Main Menu > Customer Contracts > Reports > Federal Contract Status Report. Below the breadcrumb is a tab labeled 'Fed Contract Status Report'. The main area contains a 'Run Control ID' field with the value 'Fed_Contr_Status'. To the right are links for 'Report Manager', 'Process Monitor', and a 'Run' button. A search box contains two fields: '*Business Unit' with the value '50100' and '*Contract' with the value 'p015039'. At the bottom, there are buttons for 'Save', 'Notify', 'Add', and 'Update/Display'.



Screenshot of the RPA119 Federal Contract Status Report

CARDINAL		Commonwealth of Virginia FEDERAL CONTRACT STATUS REPORT		Run Date: 01/24/2020 Run Time: 09:12 00						
Report ID: RPA119				Page No. 1 of 2						
Business Unit: 50100 Contract Number: 0015039										
Contract Information										
Contract Number: 0015039-HRRR-0015039		Status: FV ACCEPTED		Proposal Id: \$64,554.71						
Current Rate Details										
<u>Line#</u>	<u>Rate</u>	<u>Operating Unit</u>	<u>Billable Ind</u>	<u>Rate Amt</u>	<u>End Dt</u>	<u>Hold Flag</u>	<u>Hold Reason</u>	<u>Hold Date</u>	<u>Hold Oprid</u>	
1						N				
Transaction Limit Summary										
<u>Line#</u>	<u>Approp</u>	<u>Seq</u>	<u>Rate</u>	<u>Obligated Amount</u>	<u>Billed Amount</u>	<u>Not Billed Amount</u>	<u>Exceeded Amount</u>	<u>Out of Period Amount</u>		
1	LS20	1	0.90000	64,554.71	64,554.71	0.00	0.00	0.00		
Manual Billing Adjustments										
<u>Line#</u>	<u>Approp</u>	<u>Adjusted Amount</u>								
1	LS20	0.00								
Participating Project Details										
<u>BusUnit</u>	<u>ProjectID</u>	<u>Phase</u>	<u>Total Expenditures</u>	<u>Total Part Expenditures</u>						
50100	0000095411	9104	71,727.38	71,727.38						
Processed Activity Details										
<u>Phase</u>	<u>Project</u>	<u>OperUnit</u>	<u>Act</u>	<u>Total Expenditure</u>	<u>Billed Amount</u>	<u>Not Billed Amount</u>	<u>Exceeded Amount</u>	<u>Advance Amount</u>	<u>Out of Period BIL Amt</u>	
9104	0000095411		631	39,385.50	35,446.95	0.00	0.00	0.00	0.00	
			64201	1,367.60	1,230.85	0.00	0.00	0.00	0.00	
			64211	29,633.97	26,670.59	0.00	0.00	0.00	0.00	
			64213	1,340.31	1,206.32	0.00	0.00	0.00	0.00	
			Operating Unit (\$) Total		71,727.38	64,554.71	0.00	0.00	0.00	0.00
			Project (0000095411) Total		71,727.38	64,554.71	0.00	0.00	0.00	0.00

Screenshot of the RPA119 Federal Contract Status Report (continued)

						Page No. 2 of 2		
Phase (9104) Total		71,727.38	64,554.71	0.00	0.00	0.00	0.00	
Unprocessed/non-participating Activity Summary								
<u>Phase</u>	<u>Project</u>	<u>Operating Unit</u>	<u>Act</u>	<u>Total Expenses</u>	<u>Outof Auth Exp</u>	<u>Attached Contract</u>	<u>Line#</u>	<u>Rate Amount</u>
9101	0000095411		718	0.00	817.53			
			Operating Unit () Total		0.00	817.53		
			Project (0000095411) Total		0.00	817.53		
			Phase (9101) Total		0.00	817.53		
<u>Phase</u>	<u>Project</u>	<u>Operating Unit</u>	<u>Act</u>	<u>Total Expenses</u>	<u>Outof Auth Exp</u>	<u>Attached Contract</u>	<u>Line#</u>	<u>Rate Amount</u>
9104	0000095411		74211	319.88	0.00			
			Operating Unit () Total		319.88	0.00		
			Project (0000095411) Total		319.88	0.00		
			Phase (9104) Total		319.88	0.00		
End of Report								



Financial Summary by Program Report (RPA096)

REVISED: 02/27/2017

DESCRIPTION:

This report provides budget expenditure data for projects and cost centers. The report displays data for each detail department value and can be run for Fiscal Year-to-Date and Life-to-Date. The report can be used to monitor the status of budget to actual expenditures for a specified Department ID (including related lower level Department IDs) and a specified Program. For example, a typical combination of Department ID and Program could be a Residency-wide Department ID and Program 6040, Highway Maintenance and Operations.

NAVIGATION PATH:

Main Menu > Project Costing > Reports > Financial Summary by Program

RUN CONTROL PARAMETERS:

SetID
GL Business Unit
Program
Department
Fiscal Year
Period
Project Budget and Expenditure (Fiscal Year, Life to Date)

OUTPUT FORMAT:

PDF
CSV

Screenshot of the Financial Summary by Program - Run Control Page

The screenshot shows the 'Financial Summary by Program' run control page. The breadcrumb trail is 'Main Menu > Project Costing > Reports > Financial Summary by Program'. The page title is 'Financial Summary by Program'. Below the title, there are links for 'Run Control ID Fin_Sum_by_Prog', 'Report Manager', 'Process Monitor', and a 'Run' button. The 'Report Request Parameters' section contains the following fields: '*SetID' (50100), '*Fiscal Year' (2019), '*GL Business Unit' (50100), '*Period' (1), '*Program' (6030), and '*Department' (10000). A dropdown menu is open for '*Program', showing 'Project Budget and Expenditures' with two radio button options: 'Fiscal Year' (selected) and 'Life to Date'. At the bottom, there are buttons for 'Save', 'Return to Search', 'Notify', 'Add', and 'Update/Display'.



Screenshot of the RPA096 Financial Summary by Program Report

CARDINAL		Commonwealth of Virginia FINANCIAL SUMMARY BY PROGRAM			Run Date: 01/24/2020 Run Time: 10:33 00	
Report ID: RPA096					Page No. 1 of 4	
GL Business Unit: 50100						
Program: 6030						
Department: 10000						
Fiscal Year: 2019						
Period: 1						
Project Exp/Budg: Fiscal Year						
Dept ID	Description	Cost Cntr Description	Operational/Project Budget	Expenditures	Variance	
10004	Structure & Bridges	12060010 Cell Tower Review, EngrCost	0.00	1,697.98	(1,697.98)	
10004	Structure & Bridges	12130001 Highway Const Mgt & Dir	1,215,694.00	123,702.12	1,091,991.88	
Cost Center Total			1,215,694.00	125,400.10	1,090,293.90	
Project Total			0.00	0.00	0.00	
Total			1,215,694.00	125,400.10	1,090,293.90	
10014	Financial Planning	44000010 CPR Bonds Construction Fund	0.00	143,965.67	(143,965.67)	
Cost Center Total			0.00	143,965.67	(143,965.67)	
Project Total			5,407,932.09	0.00	5,407,932.09	
Total			5,407,932.09	143,965.67	5,263,966.42	
10015	Fiscal	12130001 Highway Const Mgt & Dir	0.00	470.28	(470.28)	
10015	Fiscal	12200095 State of Good Repr Exptrf 0472	0.00	(36,258.85)	36,258.85	
10015	Fiscal	12200196 High Priority Projects 04720	0.00	(18,119.58)	18,119.58	
10015	Fiscal	12200296 Constrn District Grant 04720	0.00	(944,216.51)	944,216.51	
10015	Fiscal	12200396 Specialized State & Fed 04720	0.00	(6,379,218.84)	6,379,218.84	
10015	Fiscal	12200496 Legacy Constr Formula 04720	0.00	(38,036.17)	38,036.17	
10015	Fiscal	12200596 Res Par Specilzd St/Fed 04720	0.00	5,871.90	(5,871.90)	
10015	Fiscal	40400095 State of Good Repr Exptrf 0401	0.00	1,638,570.85	(1,638,570.85)	
10015	Fiscal	40400195 H1 Priority Projts Exptrf 0401	0.00	18,119.58	(18,119.58)	
10015	Fiscal	40400295 Constrn Distr Grant Exptr 0401	0.00	974,340.60	(974,340.60)	
10015	Fiscal	40400395 Specilzd St & Fed Exptrf 0401	0.00	8,467,070.15	(8,467,070.15)	
10015	Fiscal	40400495 Legacy Constr Form Exptr 0401	0.00	(4,407,861.75)	4,407,861.75	
Cost Center Total			0.00	(719,268.34)	719,268.34	
Project Total			0.00	0.00	0.00	



Funding Source Report (RPA150)

REVISED: 03/02/2020

DESCRIPTION:

This report provides total allocation amounts applied to specific funding sources. This report can be run in Summary or Detail format. The report can be used to review the status of allocation Funding Sources as related to projects by Reporting Category.

NAVIGATION PATH:

Main Menu > Project Costing > Reports > Funding Source

RUN CONTROL PARAMETERS:

Business Unit
Funding Source
Project ID
Reporting Category
Report Type (Summary, Detail)

OUTPUT FORMAT:

PDF
CSV

ADDITIONAL INFORMATION:

The Summary Report will show Funding Source, Amount Allocated, and Amount Remaining for all funding sources. The Detail Report can be run in multiple parameter combinations. Any combination will always require Funding Source, Reporting Category, or Project ID when the Detail Report Type is selected. When running a Detailed Report for all Fund Sources related to a single project, the sum of the amounts of all Fund Sources will equal the Project Budget reflected on other reports, such as the **Financial Summary – Project Expenditure by Account** and **Financial Summary – Project Expenditure by Activity** nVision reports.

Screenshot of the RPA150 Funding Source Report - Run Control Page by Business Unit, Summary Report Type Option

Favorites > Main Menu > Project Costing > Reports > Funding Source

Funding Source

Funding Source Report

Run Control ID Funding_Source Report Manager Process Monitor Run

Report Request Parameters

*Business Unit 50100 [Search]

Funding Source [Text Box]

Project ID [Text Box]

Reporting Category [Text Box]

Report Type


Summary

Detail

Save Notify Add Update/Display



Screenshot of the RPA150 Funding Source Report by Business Unit, Summary Report Type Option

 Report ID: RPA150	Commonwealth of Virginia FUNDING SOURCE REPORT - SUMMARY	Run Date: 01/24/2020 Run Time: 09:35 00
--	---	--

Business Unit : 50100

Page No. 1 of 10

Funding Source	Description	Original Amount	Amount Allocated	Amount Remaining
CNF150	Training - Federal	\$1,094,945.39	\$1,094,945.39	\$ 0.00
CNS492	Right-of-Way Lease Proceeds	4,563,586.00	4,563,586.00	0.00
CF4100	FY2013 Portion Project Funding	20,683,265.00	20,683,265.00	0.00
CF6MB0	FY2013 Portion Project Funding	1,285,723.00	1,285,723.00	0.00
ENS804	MS4-Environmental NFWF Proj 108401	21,777,043.00	21,777,043.00	0.00
SF1151	FY17 State of Good Repair	2,297,198.00	2,297,198.00	0.00
SFB150	FY17 State of Good Repair	18,362,335.00	18,362,335.00	0.00
SFB151	FY17 State of Good Repair	4,590,583.00	4,590,583.00	0.00
SFP110	FY17 State of Good Repair	41,619,568.00	41,619,568.00	0.00
SS0100	FY17 State of Good Repair	80,193,250.00	80,193,250.00	0.00
SSP700	FY17 State of Good Repair	20,482,696.00	20,482,696.00	0.00
HF1100	FY17 High Priority Projects	6,898,549.00	6,898,549.00	0.00
HF1101	FY17 High Priority Projects	1,724,637.00	1,724,637.00	0.00
HF1150	FY17 High Priority Projects	49,474,162.00	49,474,162.00	0.00
HF1151	FY17 High Priority Projects	12,368,540.00	12,368,540.00	0.00
HS7100	FY17 High Priority Projects	1,891,124.00	1,891,124.00	0.00
IFF150	FY17 High Priority Projects	11,305,237.00	11,305,237.00	0.00
IFF151	FY17 High Priority Projects	2,826,309.00	2,826,309.00	0.00
GF1100	FY17 District Grant Program	58,875,799.00	58,875,799.00	0.00
GF1101	FY17 District Grant Program	14,718,945.00	14,718,945.00	0.00
GF1150	FY17 District Grant Program	34,938,376.00	34,938,376.00	0.00
GF1151	FY17 District Grant Program	8,734,594.00	8,734,594.00	0.00
GS0100	FY17 District Grant Program	280,043,317.00	280,043,317.00	0.00
CF2100	FY2013 Portion Proj Funding	138,075,737.00	138,075,737.00	0.00
CF2211	FY2013 Portion Project Funding	24,475,263.00	24,475,263.00	0.00
CF2MB0	FY2013 Portion Project Funding	17,143,268.00	17,143,268.00	0.00
CS2MB1	FY2013 Portion Project Funding	4,285,818.00	4,285,818.00	0.00
CS1101	FY2013 Portion Project Funding	3,176,989.00	3,176,989.00	0.00
TLS109	I-66 Inside Beltway CTB Resolution	62,000,000.00	62,000,000.00	0.00

Screenshot of the RPA150 Funding Source Report - Run Control Page by Project ID, Detail Report Type Option

[Favorites](#) > [Main Menu](#) > [Project Costing](#) > [Reports](#) > [Funding Source](#)

Funding Source

Funding Source Report

Run Control ID: Funding_Source Report Manager Process Monitor [Run](#)

Report Request Parameters

*Business Unit:

Funding Source:

Project ID:

Reporting Category:

Report Type


Summary

Detail

[Save](#) [Return to Search](#) [Notify](#) [Add](#) [Update/Display](#)



Screenshot of the RPA150 Funding Source Report by Project ID, Detail Report Type Option

 CARDINAL Report ID: RPA150	Commonwealth of Virginia FUNDING SOURCE REPORT - DETAIL	Run Date: 01/24/2020 Run Time: 09:38 00
Business Unit : 50100 Funding Source: Project ID: 0000000015 0095029F14 Reporting Category:		Page No. 1 of 1
<u>Fund Source</u>	<u>Description</u>	<u>Amount</u>
CNS208	General Fund Allocations	\$ 838,491.00
CNS246	Priority Transportation Fund (PTF)	0.00
CNS301	Interstate Project Allocations	13,649,092.61
Total		<u>\$ 14,487,583.61</u>

Screenshot of the RPA150 Funding Source Report Run Control Page by Reporting Category, Detail Report Type Option

Favorites ▾ Main Menu ▾ > Project Costing ▾ > Reports ▾ > Funding Source

Funding Source

Funding Source Report

Run Control ID Funding_Source Report Manager Process Monitor **Run**

Report Request Parameters

*Business Unit	50100	🔍
Funding Source		🔍
Project ID		🔍
Reporting Category	MFED	🔍

Report Type

Summary

Detail

Save **Return to Search** **Notify** **Add** **Update/Display**



Screenshot of the RPA150 Funding Source Report by Reporting Category, Detail Report Type Option

 Report ID: RPA150	Commonwealth of Virginia FUNDING SOURCE REPORT - DETAIL	Run Date: 01/24/2020 Run Time: 09:47 03
------------------------------	--	--

Business Unit : 50100
 Funding Source:
 Project ID:
 Reporting Category: MFED

Page No. 1 of 151

Project ID	Fund Source	Description	Amount
0000106014	MNS000	State Maintenance Funding	\$ 0.00
0000106014	CP1130	FY2014 Int Portion Project Funding	819,405.00
0000106014	CP1131	FY2014 Int Portion Project Funding	204,851.00
0000106014	CS0130	FY2015 Pri portion Project Funding	1,084,569.00
0000106019	MNS000	State Maintenance Funding	806,980.16
0000106191	MNS000	State Maintenance Funding	1,128.95
0000106191	MF0000	MI Federal	36,000.00
0000106191	MF0001	MI Federal Soft Match	9,000.00
0000106198	MNS000	State Maintenance Funding	1,726,983.66
0000106402	MNS000	State Maintenance Funding	31,990.30
0000106409	MNS000	State Maintenance Funding	0.00
0000106193	MNS000	State Maintenance Funding	77,353.46
0000106193	MF0000	MI Federal	1,581,708.00
0000106193	MF0001	MI Federal Soft Match	395,427.00
0000106405	MNS000	State Maintenance Funding	298,407.20
0000106847	MNS000	State Maintenance Funding	341,675.37
0000106241	MNS000	State Maintenance Funding	53.19
0000106241	MF0001	MI Federal Soft Match	273,839.80
0000106241	MF0000	MI Federal	2,004,747.20
0000106245	MNS000	State Maintenance Funding	7,600,683.46
0000106137	MNS000	State Maintenance Funding	3,355.55
0000106172	CP1161	FY2014 Statedw portion ProjFunding	2,000.00
0000106172	CP1160	FY2014 Statedw portion ProjFunding	8,000.00
0000106172	CS0160	FY2015 Pri portion Project Funding	1,162,310.00
0000106869	MNS000	State Maintenance Funding	1,583,718.89
0000106149	MNS000	State Maintenance Funding	1,560,563.48
0000106149	MF0000	MI Federal	182,560.00
0000106149	MF0001	MI Federal Soft Match	45,640.00
0000106150	MNS000	State Maintenance Funding	1,525,221.68
0000106130	MNS000	State Maintenance Funding	1,159,243.40
0000106131	MNS000	State Maintenance Funding	289,399.77
0000106118	MNS000	State Maintenance Funding	0.61
0000106118	MF0000	MI Federal	1,235,480.80
0000106118	MF0001	MI Federal Soft Match	308,870.20
0000106119	MNS000	State Maintenance Funding	20,841.15
0000106124	MNS000	State Maintenance Funding	495.38
0000106124	MF0000	MI Federal	469,317.60
0000106124	MF0001	MI Federal Soft Match	117,329.40
0000106153	MNS000	State Maintenance Funding	0.15
0000106153	MF2100	MAP 21 FY2013 Budget	1,098,400.00
0000106153	MF2108	FY15 OPO Adjustment, 45M	274,600.00
0000106153	MF0001	MI Federal Soft Match	88,352.80
0000106153	MF0000	MI Federal	353,411.20
0000106130	MNS000	State Maintenance Funding	3,670,625.57
0000106434	MNS000	State Maintenance Funding	595,888.46
0000089474	MNS000	State Maintenance Funding	842,092.12
0000089475	MNF003	Interstate Maintenance (IM) - Federal	266,990.00
0000089475	MNF004	National Highway System (NHS) - Federal	2,138,019.00
0000089475	MNF007	Equity Bonus - Federal	450,000.00
0000089475	MF1100	MAP 21 FY2013 Bdgt	263,723.00
0000089475	MNS000	State Maintenance Funding	729,568.71
0000089475	MF2100	MAP 21 FY2013 Budget	181,800.00
0000089475	MF2108	FY15 OPO Adjustment, 45M	20,200.00
0000089475	MNF025	STP, Section 122 - Federal	2,480,557.00
0000089475	MF1100	MAP 21 FY2013 Bdgt	520,196.00
0000089475	MNS000	State Maintenance Funding	390,166.71
0000089475	MF2100	MAP 21 FY2013 Budget	481,600.00
0000089475	MF0000	MI Federal	22,500.00
0000089475	MF0001	MI Federal Soft Match	2,500.00
0000089477	MNS000	State Maintenance Funding	380,203.33
0000089481	MNS000	State Maintenance Funding	1,272,168.92



Limit Amount Report –BI Publisher Report

REVISED: 02/27/2017

DESCRIPTION:

This report provides the details of a contract limit amount and includes limit amounts, amount remaining for the limit, amounts in excess, as well as transaction and processing dates for the limits. The report can be used in managing contract adjustments.

NAVIGATION PATH:

Main Menu > Customer Contracts > Reports > Limit Amount

RUN CONTROL PARAMETERS:

Business Unit
Contract Type
Contract Classification
Sold To Customer
Contract
Contract Administrator
Report By
Max Remaining %

OUTPUT FORMAT:

PDF
XLS
TXT

Screenshot of the Limit Amount Report - Run Control Page

Favorites ▾ Main Menu ▾ > Customer Contracts ▾ > Reports ▾ > Limit Amount

Limit Amount Report

Run Control ID: Limt_Amount Report Manager Process Monitor

Contract Options

Business Unit VA Dept of Transportation

Contract Type

Contract Classification ▾

Sold To Customer

Contract

Contract Admin Enter a name or leave blank

Limit Options

*Limit Type ▾

*Report By ▾

Max Remaining %



Screenshot of the Limit Amount Report - Process Scheduler Request Page

Process Scheduler Request Help

User ID PPS1_JANIS.HANNUKSELA Run Control ID Limt_Amount

Server Name Run Date

Recurrence Run Time

Time Zone

Process List

Select	Description	Process Name	Process Type	*Type	*Format	Distribution
<input type="checkbox"/>	Fee Limit Report	CA_LMT2_XP	BI Publisher	Web	PDF	Distribution
<input checked="" type="checkbox"/>	Amount Limit Report	CA_LMT_XP	BI Publisher	Web	PDF	Distribution

Screenshot of the Limit Amount Report

ORACLE		Active Contracts Limit Amount Management Report					Page 1 of 1		
								1/24/2020	
Business Unit:		50100 VA Dept of Transportation							
Contract Number	Line	Transaction Id	Limit	Remaining	Funding Limit	Remaining %	Last Transaction Date	Last Processing Date	
0000001428	2		7,133,742.02	827,178.08	USD	11.60	1/24/2020	1/24/2020	
0000001460	2	FED	523,000.00	132,189.40	USD	25.28	1/24/2020	1/24/2020	
0000001502	1		43,800.00	15,788.99	USD	36.05	1/24/2020	1/24/2020	
0000001539	3		3,650,000.00	1,377,499.24	USD	37.74	1/24/2020	1/24/2020	
0000001581	2		52,100,000.00	22,281,583.21	USD	42.77	1/24/2020	1/24/2020	
0000001581	2	FED	52,200,000.00	22,381,583.21	USD	42.88	1/24/2020	1/24/2020	
0000001581	4		500,000.00	11,371.84	USD	2.27	1/24/2020	1/24/2020	
0000001581	4	FED	600,000.00	111,371.84	USD	18.56	1/24/2020	1/24/2020	
0000001581	5		1,300,000.00	137,314.79	USD	10.56	1/24/2020	1/24/2020	
0000001581	5	FED	1,300,000.00	137,314.79	USD	10.56	1/24/2020	1/24/2020	
0000001628	1		228,711.70	11,556.38	USD	5.10	1/24/2020	1/24/2020	
0000001639	1		60,000.00	4,758.00	USD	7.93	1/24/2020	1/24/2020	
0000001654	1		4,271,831.00	1,018,604.55	USD	23.84	1/24/2020	1/24/2020	
0000001667	1		32,000.00	12,172.91	USD	38.04	1/24/2020	1/24/2020	
0000001676	1		10,200,000.00	346,861.23	USD	3.40	1/24/2020	1/24/2020	
0000001680	4		450,000.00	89,544.32	USD	19.90	1/24/2020	1/24/2020	
0000001689	2		1,859,000.00	58,855.58	USD	3.17	1/24/2020	1/24/2020	
0000001702	2		5,000,000.00	1,907,717.99	USD	38.15	1/24/2020	1/24/2020	
0000001705	1		255,000.00	115,224.68	USD	45.19	1/24/2020	1/24/2020	
0000001721	1		30,000.00	988.09	USD	3.29	1/24/2020	1/24/2020	
0000001727	3		54,392,688.00	2,457,103.30	USD	4.52	1/24/2020	1/24/2020	
0000001728	3		137,023,653.0	20,865,763.17	USD	15.22	1/24/2020	1/24/2020	
0000001729	2		15,726,000.00	5,385,258.73	USD	34.24	1/24/2020	1/24/2020	
0000001730	4		168,321,349.0	16,835,972.51	USD	10.00	1/24/2020	1/24/2020	
0000001829	1		10,000,000.00	4,707,297.33	USD	47.07	1/24/2020	1/24/2020	
0000001855	1		30,000,000.00	1,199,713.31	USD	4.00	1/24/2020	1/24/2020	
0000001862	1		11,253,900.00	1,580,536.38	USD	14.13	1/24/2020	1/24/2020	
0000001876	1		200,000.00	18,163.27	USD	9.08	1/24/2020	1/24/2020	
0000001883	1		212,000.00	66,489.68	USD	31.35	1/24/2020	1/24/2020	
0000001859	1		20,000,000.00	3,037,667.36	USD	15.19	1/24/2020	1/24/2020	
0000001995	1		600,000.00	96,450.81	USD	16.08	1/24/2020	1/24/2020	
0000002003	1		261,000.00	83,875.64	USD	32.17	1/24/2020	1/24/2020	

Private and Confidential



Prepaid Report (RPA149)

REVISED: 02/27/2017

DESCRIPTION:

This report provides the amounts received from customers in advance of project billing. The report identifies the initial prepayment amount and amounts drawn down over the life of the project. The report summarizes data by Fund and Account for each project and customer contract combination. The report can be used to monitor funds received in advance as well as the remaining amount for an advance.

NAVIGATION PATH:

Main Menu > Customer Contracts > Reports > Prepaid Report

RUN CONTROL PARAMETERS:

Set ID
Business Unit
Department
Project (% for all)
As of Date
Fund (% for all)
Account (% for all)

OUTPUT FORMAT:

PDF
CSV

Screenshot of the RPA149 Prepaid Report - Run Control Page

Favorites > Main Menu > Customer Contracts > Reports > Prepaid Report

Prepaid Report

Prepaid Report

Run Control ID Prepaid Report Manager Process Monitor Run


Report Request Parameters

*SetID	50100	As Of Date	01/24/2020
*Business Unit	50100		
*Department	99999	*Fund (% for all)	%
*Project (% for all)	%	*Account (% for all)	%

Save Notify Add Update/Display



Screenshot of the RPA149 Prepaid Report

		Commonwealth of Virginia PREPAID REPORT			Run Date: 01/24/2020 Run Time: 11:22 00	
Report ID: RPA149		Page No. 1 of 6				
Set ID: 50100 Business Unit: 50100 Fund Code: All Account ID: All Department ID: 99999 Project ID: All As Of Date: 01/24/2020						
Fund	Project ID	Contract ID	Account	Prepaid Amount	Remaining Amount	Last Date Utilized
04100	0000073692	0000000169	2403007	1,177.38	1,177.38	09/13/2017
	0000080944	0000000176	2409060	47,250.00	0.00	06/03/2013
	0000082583	0000000183	2409060	119.28	85.44	02/15/2011
	0000090369	0000000187	2409060	40,500.00	0.00	09/03/2013
	0000090741	0000000190	2409060	10.00	0.00	02/15/2011
	0000091349	0000000196	2409060	1,199.37	343.38	04/30/2012
	0000091887	0000000875	2409060	26,750.31	0.00	11/11/2011
	0000092124	0000000197	2409060	2,500.00	0.00	02/12/2011
	0000092851	0000000199	2409060	41,250.00	0.00	08/03/2015
	0000093492	0000000201	2409060	2,500.00	2,500.00	02/10/2012
	0000096757	0000000087	2409060	33,000.00	0.00	06/30/2014
	0000097657	0000000089	2409060	283.85	0.00	10/13/2011
	0000098321	0000000093	2409060	18,000.00	16,999.66	02/10/2012
	0000099200	0000000098	2409060	1,000.00	1,000.00	02/10/2012
	0000100803	0000000103	2409060	5,000.00	4,794.18	05/01/2012
	0000101533	0000000111	240400	34.72	34.72	06/14/2011
	0000101757	0000000115	2409060	4,000.00	612.95	09/10/2011
	0000101065	00000001454	2409060	12,000.00	10,318.01	02/01/2013
	0000103902	00000001641	2409060	0.00	0.00	10/01/2014
	0000104658	00000001526	2409060	570.72	0.00	03/24/2015
	0000104659	00000001530	2409060	31,342.15	0.00	03/23/2015
	0000104660	00000001531	2409060	11,835.24	0.00	03/25/2015
	0000105825	0000001628	2409060	56,751.89	0.00	08/09/2017
	0000105825	0000001628	2409060	30,000.00	0.00	06/01/2016
	0000105825	0000001628	2409060	44,250.00	0.00	06/29/2018
	0000105825	0000001628	2409060	41,250.00	0.00	06/04/2019
	0000105825	0000001628	2409060	0.00	0.00	08/05/2017
	0000105825	0000001628	2409060	54,750.00	12,874.83	01/03/2020
	0000106621	0000001689	2409060	250,000.00	0.00	05/02/2016
	0000106621	0000001689	2409060	239,890.08	0.00	05/02/2017
	0000106621	0000001689	2409060	200,000.00	0.00	05/02/2017
	0000106621	0000001689	2409060	715,000.00	0.00	01/03/2019
	0000110831	0000001826	2403007	452,746.30	0.00	05/10/2018
Total for Fund				2,364,961.29	50,740.55	



Project Expenditure by Activity Group Report (RPA100)

REVISED: 01/15/2020

DESCRIPTION:

This report provides project expenditures by activity group or phase such as Right of Way, Construction, Research, etc. The report can be run for one or more projects and activity groups. This report can also be run to provide construction engineering costs by selecting the ACTIVITY_CE in the tree field and ALL_ACTIVITIES in the node field.

NAVIGATION PATH:

Main Menu > Project Costing > Reports > Project Expenditure by Activity Grp

RUN CONTROL PARAMETERS:

SetID
Business Unit
Activity Tree
Activity Node
Responsible Org
Project ID
TimeFrame [Current Period,Life to Date]

OUTPUT FORMAT:

Screenshot of the RPA100 Project Expenditure by Activity Group - Run Control Page

The screenshot shows the 'Run Control ID activity_grp' page. The breadcrumb navigation is 'Main Menu > Project Costing > Reports > Project Expend by Activity Grp'. The page includes a 'Run' button, 'Report Manager', and 'Process Monitor' links. The 'Report Request Parameters' section contains the following fields:

- *SetID: 50100
- *Business Unit: 50100
- *Activity Tree: ACTIVITY_CE
- Activity Node: ALL_ACTIVITIES
- Responsible Org: (empty)


The 'Timeframe' section has two radio buttons: 'Current Period' (unselected) and 'Life to Date' (selected).

Below the parameters is a 'Project' table with a search bar and navigation controls. The table shows one row with Project ID 1 and value 0000094541.

At the bottom, there are buttons for 'Save', 'Return to Search', 'Notify', 'Add', and 'Update/Display'.



Screenshot of the RPA100 Project Expenditure by Activity Group

		Commonwealth of Virginia PROJECT EXPENDITURE BY ACTIVITY GROUP		Run Date: 03/17/2020 Run Time: 12:41 00
Report ID: RPA100		Page No. 1 of 1		
Set ID:	50100 : VA Dept of Transportation			
Business Unit:	50100 : VA Dept of Transportation			
Activity Tree:	ACTIVITY_CE			
Activity Node:	ALL_ACTIVITIES			
Responsible Org:				
Period:	Life-to-Date			
Projects:	0000094541			
<u>Project ID</u>	<u>Activity</u>	<u>Activity Description</u>	<u>Expenditures</u>	
0000094541	64201	Construction Inspection Field	83,449.40	
0000094541	64204	Construction Manager/ACE	16,538.03	
0000094541	64205	Environmental	100.20	
0000094541	64206	Location and Design	15,833.37	
0000094541	64211	Systems Operations	19,138.38	
0000094541	64212	Law Enforcement Support	537.11	
0000094541	64213	Construction Program Managemen	1,053.33	
0000094541	64215	Contract Administration	1,639.53	
0000094541	643	Materials	6,782.27	
0000094541	648	Civil Rights	885.94	
Node Total for ALL_ACTIVITIES			\$	145,957.56
Total			\$	145,957.56



Project Expenditure by Employee Report (RPA090)

REVISED: 08/09/2021

DESCRIPTION:

This report provides project expenditures and hours for employee charges posted to projects. The detailed information includes Employee Name, Employee ID, Department ID, and Earnings Code for each combination of project related phase and activity. This report contains two different sections; Employee Earnings and Employer Fringe.

This report can be used to monitor employee time and expenditures charged to a project life-to-date.

NAVIGATION PATH:

Main Menu > Project Costing > Reports > Project Expenditure by Employee

RUN CONTROL PARAMETERS:

Business Unit
Project
From Date
To Date

OUTPUT FORMAT:

PDF
CSV

ADDITIONAL INFORMATION:

Employee project expenditures and hours charged are summarized at both Project-to-Date and Project-wide levels.

Screenshot of the RPA090 Project Expenditure by Employee Report - Run Control Page

The screenshot shows the 'Project Expenditure by Employee' report run control page. The breadcrumb trail is 'Favorites > Main Menu > Change Password > Project Expenditure by Employee'. The page title is 'Project Expenditure Report - by Employee'. The 'Run Control ID' is 'Proj_Exp_by_Employee'. There are buttons for 'Report Manager', 'Process Monitor', and 'Run'. The 'Report Run Parameters' section contains the following fields: '*Business Unit' with value '50100', '*Project' with value '0000116015', 'From Date' with value '01/01/2021', and 'To Date' with value '08/09/2021'. At the bottom, there are buttons for 'Save', 'Notify', 'Add', and 'Update/Display'.



Screenshot of the RPA090 Project Expenditure by Employee Report (Employee Earnings)

Commonwealth of Virginia PROJECT EXPENDITURE BY EMPLOYEE											Run Date: 08/09/2021
Report ID: RPA090											Run Time: 11:12 00
											Page No. 1 of 3
Business Unit:	50100										
Project ID:	0000116015										
From Date:	01/01/2021										
To Date:	08/09/2021										
Project LTD Expenditures:	\$	70,459.30									
Emplid	Name	Employee Department	Accounting Date	Journal	Transaction Date	Phase	Activity	EarnCd	Invoice	Hours	Amount
	Employee Earnings	17042									
	Time & Labor for		02/17/2021	TE01718708	01/25/2021	9104	631	RGS	FED003051	2.00	79.80
Total for (Employee Earnings)										\$	79.80
Total for Employee										\$	79.80
	Employee Earnings	17055									
	Time & Labor for		03/16/2021	TE01739994	03/02/2021	9104	64211	RGS	FED003074	0.50	21.76
Total for (Employee Earnings)										\$	21.76
Total for Employee										\$	21.76
	Employee Earnings	19064									
	Wages, General		04/09/2021	PY01748069	03/22/2021	9101	716	RGHA	PROJ002034	8.00	296.32
	Wages, General		04/09/2021	PY01748069	03/23/2021	9101	716	RGHA	PROJ002034	8.00	296.32

Screenshot of the RPA090 Project Expenditure by Employee Report (Employer Fringe and Employee Earnings)

Commonwealth of Virginia PROJECT EXPENDITURE BY EMPLOYEE											Page No. 2 of 3
	Wages, General		04/09/2021	PY01748069	03/24/2021	9101	716	RGHA	PROJ002034	8.00	296.32
	Wages, General		04/09/2021	PY01748069	03/25/2021	9101	716	RGHA	PROJ002034	8.00	296.32
	Wages, General		04/09/2021	PY01748069	03/26/2021	9101	716	RGHA	PROJ002034	8.00	296.32
Total for (Employee Earnings)										\$	1,481.60
	Employer Fringe										
	Salary Social Security&Medicare		04/09/2021	PY01748069	03/28/2021	9101	716		PROJ002034	0.00	339.60
Total for (Employer Fringe)										\$	339.60
Total for Employee										\$	1,821.20
	Employee Earnings	10017									
	Wages, General		04/09/2021	PY01748069	03/08/2021	9104	631	ERG	FED003078	8.00	172.72
	Wages, General		04/09/2021	PY01748069	03/09/2021	9104	631	ERG	FED003078	8.00	172.72
	Wages, General		04/09/2021	PY01748069	03/10/2021	9104	631	ERG	FED003078	8.00	172.72
	Wages, General		04/09/2021	PY01748069	03/11/2021	9104	631	ERG	FED003078	8.00	172.72
	Wages, General		04/09/2021	PY01748069	03/12/2021	9104	631	ERG	FED003078	8.00	172.72
	Wages, General		04/09/2021	PY01748069	03/15/2021	9104	631	ERG	FED003078	8.00	172.72
	Wages, General		04/09/2021	PY01748069	03/16/2021	9104	631	ERG	FED003078	8.00	172.72
	Wages, General		04/09/2021	PY01748069	03/17/2021	9104	631	ERG	FED003078	8.00	172.72
	Wages, General		04/09/2021	PY01748069	03/18/2021	9104	631	ERG	FED003078	8.00	172.72
	Wages, General		04/09/2021	PY01748069	03/19/2021	9104	631	ERG	FED003078	8.00	172.72
	Wages, General		04/09/2021	PY01748069	03/22/2021	9104	631	ERG	FED003078	8.00	172.72
	Wages, General		04/09/2021	PY01748069	03/23/2021	9104	631	ERG	FED003078	8.00	172.72
	Wages, General		04/09/2021	PY01748069	03/24/2021	9104	631	ERG	FED003078	8.00	172.72
	Wages, General		04/09/2021	PY01748069	03/25/2021	9104	631	ERG	FED003078	8.00	172.72
	Wages, Overtime		04/09/2021	PY01748069	03/25/2021	9104	631	ETHX		2.00	64.77
	Wages, General		04/09/2021	PY01748069	03/26/2021	9104	631	ERG	FED003078	8.00	172.72



Screenshot of the RPA090 Project Expenditure by Employee Report (Employer Fringe)

Page No. 3 of 3

<u>Emplid</u>	<u>Name</u>	<u>Employee Department</u>	<u>Accounting Date</u>	<u>Journal</u>	<u>Transaction Date</u>	<u>Phase</u>	<u>Activity</u>	<u>EarnCd</u>	<u>Invoice</u>	<u>Hours</u>	<u>Amount</u>
Total for (Employee Earnings)										\$	2,655.57
Employer Fringe											
	Salary Social Security&Medicare		04/09/2021	PY01748069	03/28/2021	9104	631			0.00	203.16
Total for (Employer Fringe)										\$	203.16
Total for Employee [REDACTED]										\$	2,858.73
Total for the project										\$	4,781.49

End of Report



Project Expenditures by Location Report (RPA093)

REVISED: 02/27/2017

DESCRIPTION:

This report provides Fiscal Year-to-Date and Life-to-Date budget and expenditure data for Projects and Cost Centers, using the Departments and Programs selected in report parameters. The report can be run in Summary or Detail format. The report can be used to review Project budget and actual expenditures at a location level.

NAVIGATION PATH:

Main Menu > Project Costing > Reports > Project Expenditures by Location

RUN CONTROL PARAMETERS:

SetID
Business Unit
Fiscal Year
Period
Department
Report Type (Summary, Detail)
Include Rollups [checkbox]
Program:
 All or Specific
 Program
 FIPS
 Tree Node
 Tree Node Name
Project Category
Project Status (Active, Inactive)

OUTPUT FORMAT:

PDF
CSV



Screenshot of the RPA093 Project Expenditure by Location - Run Control Page

[Favorites](#) > [Main Menu](#) > [Project Costing](#) > [Reports](#) > [Project Expend by Location](#)

Project Expenditures by Location

Run Control ID Proj_Exp_by_Loc Report Manager Process Monitor **Run**

Report Request Parameters

*SetID **Report Type**
 Summary
 Detail

*Business Unit
 Include Rollups


*Fiscal Year *Period
 Department

To run this report for Districtwide, add 9 in front of the District value and click Include Rollups

Program
 All or Specific Program FIPS
 Tree Node Tree Node

Project Category Project Status

Screenshot of the RPA093 Project Expenditure by Location Report

		Commonwealth of Virginia PROJECT EXPENDITURES BY LOCATION			Run Date: 01/24/2020 Run Time: 11:48:00	
Report ID: RPA093					Page No. 1 of 2	
Set ID:	50100 : VA Dept of Transportation					
Business Unit:	50100 : VA Dept of Transportation					
Fiscal Year:	2019					
Period:	8					
Department:	10009 : Business Trans & Spec Projects					
Program:	All					
FIPS:	All					
Project Category:	All					
Project Status:	All					
Department:	10009					
Program:	60400501					
FIPS:						
Project	Current Budget	Current Expenses	Current Variance	LTD Budget	LTD Expenses	LTD Variance
<u>Cost Center</u>						
11070010	0.00	27,108.59	(27,108.59)			
11070020	0.00	464,122.68	(464,122.68)			
11070030	0.00	(227,912.60)	227,912.60			
11070040	0.00	(8,258.29)	8,258.29			
11070050	0.00	(692.04)	692.04			
Cost Center Total	\$ 0.00	\$ 254,368.34	\$ (254,368.34)			



Project Overview Report (VPAR0094)

REVISED: 05/24/2016

DESCRIPTION:

This report provides an overview of project data, such as project start date, project description, budget associations, related project categories, project phase data, project distribution, and project expenditures to date. The report can be used to monitor and update project status.

NAVIGATION PATH:

Main Menu > Project Costing > Reports > Project Overview

RUN CONTROL PARAMETERS:

PC Business Unit
Project ID
LTD Through Fiscal Year
Accounting Period

OUTPUT FORMAT:


PDF
CSV

Screenshot of the VPAR0094 Project Overview Report - Run Control Page

The screenshot shows the 'Run Control' page for the 'Project Overview' report. The breadcrumb navigation at the top reads: Favorites > Main Menu > Project Costing > Reports > Project Overview. Below the navigation is a tab labeled 'Project Overview'. The main content area displays 'Run Control ID Proj_Overview' and includes links for 'Report Manager', 'Process Monitor', and a 'Run' button. A 'Report Request Parameters' section contains four input fields: '*PC Business Unit' with value '50100', '*Project ID' with value '0000095952', '*LTD Through Fiscal Year' with value '2019', and '*Accounting Period' with value '7'. At the bottom, there are buttons for 'Save', 'Notify', 'Add', and 'Update/Display'.



Screenshot of the VPAR0094 Project Overview Report

 Report ID: VPAR0094		Commonwealth of Virginia PROJECT OVERVIEW REPORT				Run Date: 01/24/2020 Run Time: 11:53 00					
PC Business Unit: 50100 Project ID: 0000095952 Lfd Through Fiscal Year: 2019 Accounting Period: 7 Start Date: 04/05/2010 Project Manager: MITCHELL,DIANE L Description: 0029-071-681,P101,R201,CS01 Overall Project Budget: \$ 6,900,901.00 Project Allocations: \$ 5,756,749.00 Needed Allocations: <u>(\$ 1,144,152.00)</u>							Page No. 1 of 2				
Status	9101	9102	9103	9104	Total						
Start Date	04/05/2010	05/19/2014	04/05/2010	05/09/2016							
Close Date	02/24/2017	09/01/2016	10/30/2016	02/26/2019							
Project Allocations					\$ 5,756,749.00						
Expenditure to Date	\$ 616,525.84	\$ 208,691.50	\$ 0.00	\$ 5,795,385.69	\$ 6,620,603.03						
Remaining Balance					<u>(\$ 863,854.03)</u>						
Project Category BRDG Strength / Widening Bridges PRIM Primary Construction CAP Identify capitalized VDOT proj											
<u>Distribution Split Basis and Project to Date Expenditure Detail:</u>											
Fund	Program	Department	FIPS	Asset	Agency Use1	Agency Use2	Cost Center	Task	Account	Percentage	
04720	603023	13014	143							100.00%	
Fund	Program	Department	FIPS	Asset	Agency Use1	Agency Use2	Cost Center	Task	Account	Percentage	
Highway Construction Fund	Primary Construction						9101		9102	9103	9104
04720	603004						\$ 56,969.04				
Highway Construction Fund	Primary Construction				Pittsylvania						
04720	603004				143		\$ 559,556.80				
Highway Construction Fund	Spec State & Federal Programs				Pittsylvania						
04720	603023				143		\$ 0.00				



Revenue Management Report

REVISED: 04/20/2020

DESCRIPTION: This report displays revenue plans, including the status of these plans and the events associated with them. The report also displays the status of the events and the amount of future revenue.

NAVIGATION PATH:

Main Menu > Customer Contracts > Reports > Revenue Management

RUN CONTROL PARAMETERS:

- Business Unit
- Contract Type
- Contract Classification
- Sold to Customer
- Processing Status
- Contract
- Contract Admin
- Revenue Plan Status
- # Days Prior to Accounting Date

OUTPUT FORMAT:

- PDF
- CSV

Screenshot of Revenue Management Report Run Control Page



Screenshot of Revenue Management Report

ORACLE		<u>Contracts Revenue Management Report</u>							Page 1 of 8		
									4/21/2020		
Business Unit: 50100 VA Dept of Transportation											
Contract Currency: USD											
<u>Sold To Customer</u>	<u>Contract</u>	<u>Contract Type</u>	<u>Rev Rec Plan Id</u>	<u>Rev Rec Method</u>	<u>Event Num</u>	<u>Event Type</u>	<u>Event Status</u>	<u>Milestone Event Oriem</u>	<u>Mc Nbr</u>	<u>Accounting Date</u>	<u>Revenue Amount</u>
000003249 FAIRFAX CO	0000001680	A	R101	Milestone	1	Date	Ready			5/21/2015	600,000.00
000003249 FAIRFAX CO	0000001680	A	R101	Milestone	2	Date	Pending			6/21/2015	0.00
000003249 FAIRFAX CO	0000001680	A	R102	Milestone	2	Date	Ready			4/16/2015	0.00
000003249 FAIRFAX CO	0000001680	A	R102	Milestone	1	Date	Ready			3/16/2015	0.00
000003249 FAIRFAX CO	0000001800	A	R101	Apportunt	39	Date	Ready			6/30/2020	66,666.67
000003249 FAIRFAX CO	0000001800	A	R101	Apportunt	40	Date	Ready			7/31/2020	66,666.67
000003249 FAIRFAX CO	0000001800	A	R101	Apportunt	41	Date	Ready			8/31/2020	66,666.67
000003249 FAIRFAX CO	0000001800	A	R101	Apportunt	42	Date	Ready			9/30/2020	66,666.67
000003249 FAIRFAX CO	0000001800	A	R101	Apportunt	43	Date	Ready			10/31/2020	66,666.67
000003249 FAIRFAX CO	0000001800	A	R101	Apportunt	44	Date	Ready			11/30/2020	66,666.67
000003249 FAIRFAX CO	0000001800	A	R101	Apportunt	45	Date	Ready			12/31/2020	66,666.67
000003249 FAIRFAX CO	0000001800	A	R101	Apportunt	46	Date	Ready			1/31/2021	66,666.67
000003249 FAIRFAX CO	0000001800	A	R101	Apportunt	47	Date	Ready			2/28/2021	66,666.67
000003249 FAIRFAX CO	0000001800	A	R101	Apportunt	48	Date	Ready			3/31/2021	66,666.67
000003249 FAIRFAX CO	0000001800	A	R101	Apportunt	49	Date	Ready			4/30/2021	66,666.67
000003249 FAIRFAX CO	0000001800	A	R101	Apportunt	50	Date	Ready			5/31/2021	66,666.67
000003249 FAIRFAX CO	0000001800	A	R101	Apportunt	51	Date	Ready			6/30/2021	66,666.67
000003249 FAIRFAX CO	0000001800	A	R101	Apportunt	52	Date	Ready			7/31/2021	66,666.67
000003249 FAIRFAX CO	0000001800	A	R101	Apportunt	53	Date	Ready			8/31/2021	66,666.67
000003249 FAIRFAX CO	0000001800	A	R101	Apportunt	54	Date	Ready			9/30/2021	66,666.67
000003249 FAIRFAX CO	0000001800	A	R101	Apportunt	55	Date	Ready			10/31/2021	66,666.67

Note: This report displays billing plans with open events only.



Summary of Financial Activity by Project or Contract (RPA105)

REVISED: 02/27/2017

DESCRIPTION:

This report provides the total amount billed and collected for a particular project or a customer contract. The report also provides the status of prepaid amounts and the project budget. The report can be used to review customer contract data.

NAVIGATION PATH:

Main Menu > Customer Contracts > Reports > Financial Activity by Proj/Con

RUN CONTROL PARAMETERS:

Business Unit
As of Date
Project ID
Contract Number

OUTPUT FORMAT:

PDF
CSV

ADDITIONAL INFORMATION:

The report can be run using either the Project ID or the Contract Number, but not both. The generated results will be similar for either value.

Screenshot of the RPA105 Summary of Financial Activity by Project or Contract - Run Control Page, by Project ID

The screenshot shows the 'Run Control' page for the report 'Summary of Financial Activity by Project or Contract'. The breadcrumb navigation is 'Main Menu > Customer Contracts > Reports > Financial Activity by Proj/Con'. The page title is 'Financial Activity by Proj/Cont'. Below the title, there are links for 'Run Control ID Sum_Fin_Actv_by_Proj', 'Report Manager', 'Process Monitor', and a 'Run' button. A 'Report Run Parameters' section contains four input fields: '*Business Unit' with value '50100', '*As of Date' with value '01/24/2020', 'Project ID' with value '0000095952' (highlighted with a red box), and 'Contract Number' which is empty. At the bottom, there are buttons for 'Save', 'Notify', 'Add', and 'Update/Display'.



Screenshot of the RPA105 Summary of Financial Activity by Project or Contract Report, by Project ID

CARDINAL		Commonwealth of Virginia SUMMARY OF FINANCIAL ACTIVITY BY PROJECT OR CONTRACT				Run Date: 01/24/2020 Run Time: 12:18 00
Report ID: RPA105						Page No. 1 of 1
Business Unit	50100					
As of Date	01/24/2020					
Project ID	0000095952					
Contract ID						
Overall Project Budget	6,900,901.00					
Budget to Date	6,400,424.00					
Total Expenditures	6,620,603.03					
<u>Contract ID</u>	<u>Billed Amount</u>	<u>Collected Amount</u>	<u>Write-off Amount</u>	<u>\$0 Invoice Adjustment</u>	<u>Amount Due</u>	
0293031	480,000.00	480,000.00	0.00	0.00	0.00	
	<u>Prepaid Amount Utilized</u>	<u>Initial Prepaid Amount</u>			<u>Amount Remaining</u>	
	0.00	0.00			0.00	
Contract Amount	\$480,000.00					
<u>Contract ID</u>	<u>Billed Amount</u>	<u>Collected Amount</u>	<u>Write-off Amount</u>	<u>\$0 Invoice Adjustment</u>	<u>Amount Due</u>	
0293032	207,908.94	207,908.94	0.00	0.00	0.00	
	<u>Prepaid Amount Utilized</u>	<u>Initial Prepaid Amount</u>			<u>Amount Remaining</u>	
	0.00	0.00			0.00	
Contract Amount	\$207,908.94					
<u>Contract ID</u>	<u>Billed Amount</u>	<u>Collected Amount</u>	<u>Write-off Amount</u>	<u>\$0 Invoice Adjustment</u>	<u>Amount Due</u>	
0293033	5,174,732.06	5,174,732.06	0.00	0.00	0.00	
	<u>Prepaid Amount Utilized</u>	<u>Initial Prepaid Amount</u>			<u>Amount Remaining</u>	
	0.00	0.00			0.00	
Contract Amount	\$5,174,732.06					
<u>Suspense Amounts</u>						
Exceeded Agreement Amt	313,180.60					
Not Yet Billed	0.00					
Out of Contract Period	0.00					
Advance Construction	0.00					
Total Suspense Amt	<u>313,180.60</u>					
End of Report						

Screenshot of the Summary of Financial Activity by Project or Contract - Run Control Page, by Contract Number

[Favorites](#) > [Main Menu](#) > [Customer Contracts](#) > [Reports](#) > [Financial Activity by Proj/Con](#)

Financial Activity by Prj/Cont

Summary of Financial Activity by Project or Contract

Run Control ID: Sum_Fin_Actv_by_Proj_or_Contr Report Manager Process Monitor

Report Run Parameters

*Business Unit:


Project ID:

*As of Date:

Contract Number:



Screenshot of the RPA105 Summary of Financial Activity by Project or Contract Report, with Contract Number

		Commonwealth of Virginia SUMMARY OF FINANCIAL ACTIVITY BY PROJECT OR CONTRACT				Run Date: 01/24/2020 Run Time: 12:02 00
Report ID: RPA105						Page No. 1 of 1
Business Unit	50100					
As of Date	01/24/2020					
Project ID						
Contract ID	3604017					
Contract Type	F					
Customer	0000055002 FEDERAL HIGHWAY ADMINISTRATION					
Total Expenditures	9,471,779.30					
<u>Contract ID</u>	<u>Billed Amount</u>	<u>Collected Amount</u>	<u>Write-off Amount</u>	<u>\$0 Invoice Adjustment</u>	<u>Amount Due</u>	
3604017	6,761,952.00	6,761,952.00	0.00	0.00	0.00	
	<u>Prepaid Amount Utilized</u>	<u>Initial Prepaid Amount</u>			<u>Amount Remaining</u>	
	0.00	0.00			0.00	
Contract Amount	\$6,761,952.00					
<u>Suspense Amounts</u>						
Exceeded Agreement Amt	444,560.00					
Not Yet Billed	0.00					
Out of Contract Period	0.00					
Advance Construction	574,779.30					
Total Suspense Amt	<u>1,019,339.30</u>					
End of Report						



Transaction Relationship Report (RPA145)

REVISED: 02/27/2017

DESCRIPTION:

This report provides information that traces billed amounts from invoices to the original transaction. The report can be used to provide backup documentation related to invoices that trace back to the original transaction and to the related journal entry.

NAVIGATION PATH:

Main Menu > Customer Contracts > Reports > Transaction Relationship Rpt

RUN CONTROL PARAMETERS:

Business Unit
Invoice
Project ID
Contract Number

OUTPUT FORMAT:


PDF
CSV

Screenshot of the RPA145 Transaction Relationship Report - Run Control Page

The screenshot shows the 'Transaction Relationship Rpt' run control page. The breadcrumb navigation at the top reads: Favorites > Main Menu > Customer Contracts > Reports > Transaction Relationship Rpt. The page title is 'Transaction Relationship Rpt'. Below the title, there are labels 'Run Control ID' and 'Trans_Rel', and buttons for 'Report Manager', 'Process Monitor', and 'Run'. The main form area is titled 'Transaction Relationship Report' and contains four input fields: '*Business Unit:' with the value '50100', '*Invoice:' with the value 'FED001691', 'Project ID:', and 'Contract Number:'. Each input field has a search icon. At the bottom of the form, there are buttons for 'Save', 'Return to Search', 'Notify', 'Add', and 'Update/Display'.



Screenshot of the RPA145 Transaction Relationship Report

 Report ID: RPA145										Commonwealth of Virginia TRANSACTION RELATIONSHIP REPORT		Run Date: 03/03/2020 Run Time: 04:13 00	
Business Unit: 50100 : VA Dept of Transportation Invoice: FED001691 Project ID: Contract Number:										Page No. 1 of 659			
Contract	Approp	Project ID	Activity	Analysis Type	Voucher	EmplID	Expense	Journal	Accounting Date	Expenditure Amount	Billed Amount		
000s177	Q270										\$1,410.78		
		0000065542	602	PAY		00265724700			11/30/2016	403.08	403.08		
		0000065542	602	PAY		00265724700			11/30/2016	302.31	302.31		
		0000065542	602	PAY		00265724700			11/30/2016	302.31	302.31		
		0000065542	602	PAY		00265724700			11/30/2016	403.08	403.08		
Total										\$1,410.78	\$1,410.78		
000s221	LY10										\$ 134.34		
		0000080434	688	PAY		00435783800			11/30/2016	167.92	134.34		
Total										\$ 167.92	\$ 134.34		
000s272	L48E										\$1,788.50		
		0000103721	930	PAY		00089320100			11/29/2016	127.75	127.75		
		0000103721	930	PAY		00089320100			11/29/2016	127.75	127.75		
		0000103721	930	PAY		00089320100			11/29/2016	127.75	127.75		
		0000103721	930	PAY		00089320100			11/29/2016	127.75	127.75		
		0000103721	930	PAY		00089320100			11/29/2016	127.75	127.75		
		0000103721	930	PAY		00089320100			11/29/2016	127.75	127.75		
		0000103721	930	PAY		00089320100			11/29/2016	127.75	127.75		
		0000103721	930	PAY		00089320100			11/29/2016	127.75	127.75		
		0000103721	930	PAY		00089320100			11/29/2016	127.75	127.75		
		0000103721	930	PAY		00089320100			11/29/2016	127.75	127.75		
		0000103721	930	PAY		00089320100			11/29/2016	127.75	127.75		
		0000103721	930	PAY		00089320100			11/29/2016	127.75	127.75		
		0000103721	930	PAY		00089320100			11/29/2016	127.75	127.75		
		0000103721	930	PAY		00089320100			11/29/2016	127.75	127.75		
		0000103721	930	PAY		00089320100			11/29/2016	127.75	127.75		
		0000103721	930	PAY		00089320100			11/29/2016	127.75	127.75		
		0000103721	930	PAY		00089320100			11/29/2016	127.75	127.75		
Total										\$1,788.50	\$1,788.50		
000s276	HY20										\$ 0.00		
		0000100432	64202	PAY		00393213800			11/30/2016	40.32	32.26		
		0000100432	64204	PAY		00502215000			11/30/2016	56.28	45.02		



Project Accounting nVision Reports

<This page is intended to be blank>



Financial Summary - Project Expenditure by Account Report (VPAR106b - nVision)

REVISED: 05/24/2016

DESCRIPTION: This nVision report provides budget and actual expenditures by Account for projects. Actual expenditure information is provided for Year-to-Date and Project-to Date. The report can be used to monitor project expenditures as related to the project budget and to research charges. The report is also used to determine whether project to-date expenditures are over or under the budget amount as well as the current year percentage of project budget remaining.

NAVIGATION PATH:

Main Menu > myCardinal Financials > Financials Report Retrieval > FIN Report Manager > PROJ EXP ACCOUNT


RUN CONTROL PARAMETERS:

Business Unit
Fiscal Year
Project Number

OUTPUT FORMAT:

Excel version 2007 or higher

Screenshot of the VPAR106b Financial Summary - Project Expenditure by Account nVision Report

 Commonwealth of Virginia Financial Summary - Project Expenditure by Account												
Report ID:	PA106BDA										Run Date	December 14, 2019
Layout ID:	VPAR106B										Run Time	12:32:35 AM
Scope:	PA106BDLYA											
Period End:	June 30, 2020											
Business Unit	50100		YA Dept of Transportation									
Project:	0000140430		0211-078-631,P101,C501, B606									
Expenditures												
Account	Description	Project Budget	2020-1	2020-2	2020-3	2020-4	Current Year	Project to Date	Project to Date (Over) Under Project Budget	% of Project Budget Remaining		
501110	Employer Retire Contrib-Del B	0.00	151.37	56.53	38.63	0.00	246.53	23,823.13	(23,823.13)	0.00		
501120	Salary Social Security&Medicar	0.00	72.39	27.03	18.50	0.00	117.92	13,395.42	(13,395.42)	0.00		
501140	Group Life Insurance	0.00	12.62	4.71	3.23	0.00	20.56	2,478.21	(2,478.21)	0.00		
501150	Employer Health Ins Premium	0.00	217.83	81.35	55.68	0.00	354.86	45,467.23	(45,467.23)	0.00		
5011230	Salaries, Classified	0.00	956.22	357.12	244.41	0.00	1,557.75	187,735.49	(187,735.49)	0.00		
50112301	Salaries, Non-Productive Time	0.00	412.22	153.36	105.36	0.00	671.54	74,208.24	(74,208.24)	0.00		
5011250	Salaries, Overtime	0.00	0.00	0.00	0.00	0.00	0.00	1,068.81	(1,068.81)	0.00		
5012160	Telecom Services (VITA)	0.00	0.00	0.00	0.00	0.00	0.00	762.84	(762.84)	0.00		
5012610	Architectur& Engineering Svcs	0.00	1,517.22	0.00	36.22	0.00	1,553.44	16,278.07	(16,278.07)	0.00		
5012680	Skilled Services	0.00	0.00	0.00	0.00	0.00	0.00	19,845.00	(19,845.00)	0.00		
5013950	Vehicle Repair & Maint Materl	0.00	0.00	0.00	89.27	23.72	112.99	10,872.11	(10,872.11)	0.00		
5023210	Construction, Bridges	0.00	(2,253.87)	0.00	0.00	0.00	(2,253.87)	1,683,430.47	(1,683,430.47)	0.00		
5093001	Budget Roll up Account	1,346,520.00	0.00	0.00	0.00	0.00	0.00	0.00	1,346,520.00	100		
	Total	\$1,346,520.00	\$1,086.00	\$680.70	\$591.36	\$23.72	\$2,381.78	\$2,085,965.08	(\$133,445.08)	-7.16%		



Financial Summary - Project Expenditure by Activity Report (VPAR106a - nVision)

REVISED: 05/24/2016

DESCRIPTION: This nVision report provides the actual expenditures by Phase and related Activity for projects. Actual expenditure information is provided for current year accounting periods, current year, and project-to-date. The report can be used to monitor project expenditures as related to the total project budget and to research charges. The report can also be used to determine whether total project-to-date expenditures are over or under the budget amount.

NAVIGATION PATH:

Main Menu > myCardinal Financials > Financials Report Retrieval > FIN Report Manager > PROJ EXP ACTIVITY

RUN CONTROL PARAMETERS:

Business Unit
Fiscal Year
Project Number

OUTPUT FORMAT:


Excel version 2007 or higher

ADDITIONAL INFORMATION:

The project budget is not reflected at the Activity or Phase level. The project budget is reported below all of the individual phase summaries and is also incorporated in the project total line.



Screenshot of the VPAR106a Financial Summary - Project Expenditure by Activity nVision Report

		Commonwealth of Virginia									
		Financial Summary - Project Expenditure by Activity									
Report ID: PA106ADA Layout ID: VPAR106A Scope : PA106ADLYA Period End: June 30, 2020										Run Date: December 14, 2019 Run Time: 12:34:16 AM	
Business Unit: 50100 Project : 0000140430		VA Dept of Transportation 0211-078-631, 101, C501, B606									
Activity	Description	Project Budget	2020-1	2020-2	2020-3	2020-4	Expenditures		Project To Date (Over) Under Project Budget	% of Project Budget Remaining	
							Current Year	Project To Date			
3101	Preliminary Engineering Phase	\$0.00	\$0.00	\$0.00	\$0.00	\$0.00	\$0.00	\$134,657.73	(\$134,657.73)	0.00%	
3102	Right of Way Phase								\$0.00	0.00%	
3103	Inc. Construction Phase								\$0.00	0.00%	
3104	Construction Phase	\$0.00	\$1,086.00	\$680.70	\$591.36	\$23.72	\$2,381.78	\$1,951,307.35	(\$1,951,307.35)	0.00%	
3105	Maintenance Phase								\$0.00	0.00%	
3106	Capital Outlay Phase								\$0.00	0.00%	
3107	Planning Phase								\$0.00	0.00%	
3108	Research Phase								\$0.00	0.00%	
3109	Administrative Phase								\$0.00	0.00%	
	Project Budget	\$1,346,520.00							\$1,346,520.00	100.00%	
	Total	\$1,346,520.00	\$1,086.00	\$680.70	\$591.36	\$23.72	\$2,381.78	\$2,085,965.08	(\$139,445.08)	-7.16%	